



# FAMENET

**Working paper**  
**EMFAF MEF 2021-2027**

**FINAL**

**October 2023**

# FAMENET Working Paper

## EMFAF MEF 2021-2027

**Copyright notice:**

© European Union, 2023

Reproduction is authorised provided the source is acknowledged.

EUROPEAN COMMISSION – Directorate-General for Maritime Affairs and Fisheries

**Disclaimer:**

The information and views set out in this report are those of the author(s) and do not necessarily reflect the official opinion of the Commission. The Commission does not guarantee the accuracy of the data included in this report. Neither the Commission nor any person acting on the Commission's behalf may be held responsible for the use which may be made of the information contained therein.

The approach and methodologies proposed do not constitute legal interpretation and are not binding. They are considered recommendations by technical experts to enhance exchange among stakeholders and to enrich the body of knowledge on EMFAF implementation.

**Recommended citation:**

EUROPEAN COMMISSION – Directorate-General for Maritime Affairs and Fisheries, Unit D.3 (2023): FAMENET Support Unit, working paper on EMFAF MEF 2021-2027 update, Brussels

**Authors:**

Benoit CAILLART, Christine HAMZA, Pernille Skov JENSEN, Graeme MACFADYEN, Matthew RUDH, Pavel SALZ, Suitbert SCHMUEDDERICH, Raimonds VESERS, Angelos SANOPOULOS

**Contact:**

FAMENET

Boulevard de la Woluwe 2

1150 Brussels

[info@famenet.eu](mailto:info@famenet.eu)

## Table of Contents

1	Introduction .....	6
1.1	Background .....	6
1.2	Purpose and target groups .....	6
1.3	Structure of the document .....	7
1.4	Acknowledgments .....	7
2	MEF 2021-2027 .....	8
2.1	Legal basis .....	8
2.2	Purpose of the MEF .....	9
2.3	MEF elements and their position in the EMFAF framework .....	10
2.4	Intervention logic .....	11
2.5	Policy objectives .....	12
2.6	EMFAF priorities .....	12
2.7	SWOT .....	13
2.8	Needs .....	14
2.9	EMFAF specific objectives .....	15
2.10	Types of actions .....	15
2.11	Types of interventions .....	16
2.12	Set of common indicators .....	17
2.12.1	Common output indicators .....	17
2.12.2	Common result indicators .....	17
2.12.3	Core performance indicators .....	20
2.13	Types of operations .....	20
2.14	Data reporting .....	21
2.15	Infosys .....	22
2.15.1	Infosys legal base and structure .....	22
2.15.2	Infosys reports and functionalities .....	23
2.16	CPR Article 42 reporting .....	24
2.17	Annual performance review (CPR Article 41) .....	26
2.18	Evaluation plan and evaluation activities (CPR Article 44) .....	26
3	Annexes .....	28
3.1	EMFAF Specific objectives .....	28
3.2	Types of interventions .....	30
3.3	Common result indicators and core performance indicators .....	31
3.3.1	Common result indicators, overview .....	31

3.3.2	Common result indicators, fiches.....	37
3.3.3	Core performance indicators.....	65
3.4	Infosys structure as per Commission Implementing Regulation 2022/79 .....	66
3.4.1	Infosys, Annex I, Table 1, Operation description.....	66
3.4.2	Infosys, Annex I, Table 2, Indicators applicable to the operation .....	70
3.4.3	Annex II of the Implementing Regulation, Presentation of implementation data, Tables 1-10	72
3.5	Technical specifications of aggregation rules for Article 42 reporting, CPR annex VII, tables 1, 4, 5, 9.....	93

## Table of figures and tables

Table 1:	Overview of MEF 2021-2027 elements.....	10
Figure 1	Division of the EMFAF between shared and direct management .....	9
Figure 2:	EMFAF 2021-2027, intervention logic.....	11
Figure 3:	Example of how to combine the SWOT elements to define needs and types of actions.....	14
Figure 4:	Detailed intervention logic, examples .....	16
Figure 5:	Timeline of CPR Article 42 and EMFAF Article 46 reporting .....	21
Figure 6:	Infosys 2021-2027, structure .....	23
Figure 7:	FAMENET Infosys functionalities, validation and aggregation flow overview.....	25

## List of acronyms

AIS	Automatic Identification System
APO	Association of producer organisations
ASM	Annual Stakeholder Meeting
CCI	Code Commun d'Identification (reference number of each programme, attributed by the Commission)
CFP	Common Fisheries Policy
CIR	Commission Implementing Regulation
CLLD	Community-Led Local Development
CMES	Common Monitoring and Evaluation System
CMO	Common Organisation of Markets (in fishery and aquaculture products)
COM	European Commission
CPR	Common Provisions Regulation
CSV	Comma-Separated Values
DCF	Data Collection Framework
DG MARE	Directorate-General for Maritime Affairs and Fisheries
EFCA	European Fisheries Control Agency
EMFF	European Maritime and Fisheries Fund 2014-2020
EMFAF	European Maritime, Fisheries, and Aquaculture Fund 2021-2027
EMODnet	European Marine Observation and Data Network
ERS	Electronic Reporting System
ETP	Endangered Threatened and Protected
EU	European Union
EUMOFA	European Market Observatory for fisheries and aquaculture
FAME	Fisheries and Aquaculture Monitoring and Evaluation Support Unit
FAMENET	Fisheries and Aquaculture Monitoring, Evaluation and Local Support Network
FARNET	European Fisheries Area Network
FFR	Fishing Fleet Register or Fishing Fleet Register number (vessel number)
GDPR	General Data Protection Regulation
IB	Intermediate Body
IBO	Inter-branch Organisation
ID	Unique Identifier of the operation
IMP	Integrated Maritime Policy
IUU	Illegal, Unreported and Undeclared fishing
LAG	Local Action Group
LDS	Local Development Strategy
LO	Landing Obligation
MA	Managing Authority
MEF	Monitoring and Evaluation Framework
MPA	Marine Protected Areas
MS	Member State
MSFD	Marine Strategy Framework Directive
MSP	Maritime Spatial Planning
N2000	Natura 2000 Nature Protected Area
NUTS	Nomenclature of territorial units for statistics
OI	Output Indicator

PO	Producer Organisation
PMP	Production and Marketing Plan
QMS	Quality Management Systems
REM	Remote Electronic Monitoring
RFMO	Regional Fisheries Management Organisation
RI	Result Indicator
SCO	Simplified Cost Option
SFC	Shared Fund Management Common System
SME	Small or Medium-sized Enterprise
SO	Specific Objective
SSCF	Small Scale Coastal Fisheries
STECF	Scientific, Technical and Economic Committee for Fisheries
SWOT	Strengths, Weaknesses, Opportunities und Threats
TA	Technical Assistance
UNCLOS	United Nations Convention on the Law of the Sea
UP	Union Priority
VMS	Vessel Monitoring System

## 1 Introduction

### 1.1 Background

This present working paper (WP) on the monitoring and evaluation framework (MEF) of the EMFAF contains and explains all of the different elements and aspects related to the MEF. It has been developed with the purpose of gathering all the information needed when working with the MEF and hopefully it will ease the different tasks of the ones concerned.

The MEF builds on the common monitoring and evaluation system (CMES) which was implemented for the first time under the EMFF with the intention of measuring the performance and the achievements of the fund.

DG MARE assessed the implementation of the CMES and reported to the Council and the Parliament according to EMFF regulation 508/2014, Article 107(4). Two CMES reports have been published, one in 2017 and the second in 2021 summarising the lessons learnt.

The concept for the MEF 2021-2027 was developed based on the lessons learnt from the CMES. This concept was presented to the Member States (MS) and discussed with the EMFF Managing Authorities (MAs) during the FAME Annual Stakeholder Meeting (ASM) in September 2018. Updates were provided in the form of MEF fiches in the course of EMFF expert group meetings in 2019. This process culminates in the present FAMENET working paper.

#### Updates of WP

In 2023 it became clear that various minor updates were needed. This need was based on feedback from the stakeholders, FAQs received, observations internally in DG MARE and FAMENET, as well as the experience gained during a year after the EMFAF launch and hence the functioning of the MEF.

The main changes concern the inclusion of more detailed information about how the data reporting and Infosys is set up, direct management, information about how the MS need to choose a type of intervention for each operation, clarifications of a few result indicators and a general overhaul of the style and the visuals.

### 1.2 Purpose and target groups

The objectives of the working paper on the MEF 2021-2027 are to:

- build on the lessons learnt from the CMES 2014-2020
- create a common reference document for all MEF 2021-2027 elements (e.g. common result indicators, Infosys<sup>1</sup>, etc.)
- provide a basis for the drafting of EMFAF implementing acts in relation to the monitoring, evaluation and reporting provisions of the CPR and the EMFAF regulation
- assist MAs to prepare and implement their EMFAF programmes for 2021-2027

The target groups are DG MARE and MA officers, evaluators and other interested experts.

---

<sup>1</sup> Monitoring system under EMFF and EMFAF.

### 1.3 Structure of the document

After this introductory chapter, the working paper is divided into two main chapters. Chapter 2 provides the legal background and overview of the MEF 2021-2027, its overall purpose, an outline and detailed description of its main elements, and the key deliverables and timeframe for its fulfilment. Chapter 3 includes annexes of the tables and lists of all the concrete elements, which form the basis of the MEF and are required knowledge for programme preparation and implementation.

### 1.4 Acknowledgments

FAMENET would like to thank all DG MARE officers and Member States' Managing Authorities experts and officials for their active contribution to this paper through a long series of meetings and workshops since 2018.

In particular, we acknowledge the hard work and dedication of DG MARE Unit D3 in the completion of this paper. Without their continued support and guidance, this working paper would not have been possible, and for that FAMENET is extremely grateful.

#### **Note:**

FAMENET aims to produce working papers that are as comprehensive as possible. However not everything can fit in a limited number of pages and things change over time and as new issues arise.

Over the course of the implementation of the EMFF and EMFAF, FAMENET closely communicates with a wide network of EMFAF practitioners and stakeholders and systematically collects information to develop a comprehensive body of knowledge on all FAMENET focus areas, namely monitoring and evaluation, community-led local development and communication. This is done on a continual basis by compiling 'Frequently Asked Questions' (FAQs) received from our network over the years. These FAQs are constantly updated to reflect the changing needs of EMFF/EMFAF stakeholders.

A comprehensive list of these FAQs can be found on the FAMENET website here: [https://oceans-and-fisheries.ec.europa.eu/funding/famenet/famenet-frequently-asked-questions\\_en](https://oceans-and-fisheries.ec.europa.eu/funding/famenet/famenet-frequently-asked-questions_en)



## 2 MEF 2021-2027

### 2.1 Legal basis

The Common Provisions Regulation (CPR)<sup>2</sup> and the EMFAF Regulation<sup>3</sup> for 2021-2027 entered into force in July 2021. They contain provisions related to the monitoring and evaluation framework (MEF) and are complemented by the Commission Implementing Regulation 2022/79<sup>4</sup> pursuant to Article 46 of the EMFAF Regulation. A quick overview of the legal basis is included below also showing how they are referred to throughout this paper:

- the CPR 2021-2027
- the EMFAF Regulation
- the Commission Implementing Regulation (CIR)

The MEF is based primarily on these three documents and the present paper set out to combine them in a coherent structure.

The fundamental principles of the MEF 2021-2027 are outlined in the CPR. It includes, in particular, a performance framework, the reporting on cumulative data on operations and a system of types of interventions. This framework common to all the funds is complemented with EMFAF-specific elements, i.e. reporting of operation-level data, specific EMFAF indicators and specific EMFAF types of intervention defined in the EMFAF regulation.

**Note:** Throughout the entire WP, the relevant tools and chapters of the Better Regulation Guidelines are taken into consideration to ensure alignment with the evaluation guidelines of the European Commission.

---

<sup>2</sup> Regulation (EU) 2021/1060 of the European Parliament and of the Council of 24 June 2021 laying down common provisions on the European Regional Development Fund, the European Social Fund Plus, the Cohesion Fund, the Just Transition Fund and the European Maritime, Fisheries and Aquaculture Fund and financial rules for those and for the Asylum, Migration and Integration Fund, the Internal Security Fund and the Instrument for Financial Support for Border Management and Visa Policy

<sup>3</sup> Regulation (EU) 2021/1139 of the European parliament and of the Council of 7 July 2021 establishing the European Maritime, Fisheries and Aquaculture Fund and amending Regulation (EU) 2017/1004.

<sup>4</sup> Commission Implementing Regulation (EU) 2022/79 of 19 January 2022 laying down rules for the application of Regulation (EU) 2021/1139 of the European Parliament and of the Council as regards the recording, transmission and presentation of operation-level implementation data

## 2.2 Purpose of the MEF

The purpose of the MEF is to provide a standardised, structured system for the accurate, comparable, and systematic monitoring and evaluation of the effectiveness, efficiency, relevance, coherence, EU added value and impact of EMFAF programmes. This requires a clearly defined system of data collection and reporting, and continued cooperation between COM and other relevant stakeholders.

An effective monitoring and evaluation system is necessary to assess to what extent MS' programmes achieve their desired objectives, and to provide insight into what can be improved in the future.

### Box 1: Monitoring and evaluation

**Monitoring and evaluation** can be defined as two separate but closely related activities.

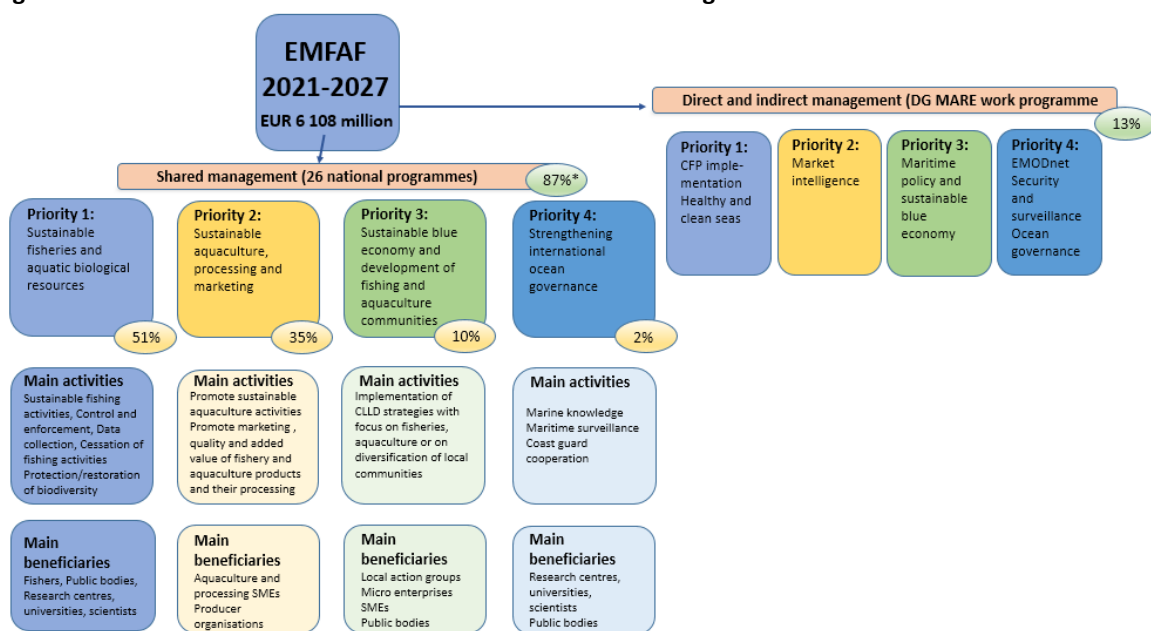
**Monitoring** is defined as “a continuing function that uses systematic collection of data on specified indicators to provide management and the main stakeholders of an ongoing intervention with indications of the extent of progress and achievement of objectives and progress in the use of allocated funds.”

**Evaluation** is defined as “the systematic and objective assessment of an ongoing or completed project, programme, or policy, its design, implementation and results.”

Source: OECD Glossary of Key Terms in Evaluation and Results Based Management, 2010

During the 2014-2020 period, the CMES only applied to shared management. As something new in the 2021-2027 period, the MEF covers both shared and direct management, all rules apply to both. This is an important step in the monitoring and evaluation of the implementation of the EMFAF and therefore needs to be properly presented and reflected in this WP to ensure a consistent approach across both types of management. To help the readers visualise the split between direct and shared management, the division of the fund across the two types of management is shown in **Error! Reference source not found.** below.

Figure 1 Division of the EMFAF between shared and direct management



\*Around EUR 123 million or 2% of shared management funding is allocated to technical assistance

Source: FAMENET 2023

## 2.3 MEF elements and their position in the EMFAF framework

The MEF 2021-2027 consists of a number of key elements. The table below gives an overview of these elements and their source, with short comments for contextualisation. They are also discussed in detail on the following pages.

**Table 1: Overview of MEF 2021-2027 elements**

No	MEF element	Legal base	Comments
1	Intervention logic	Based on the CPR and EMFAF regulation and Commission Implementing Regulation pursuant to Article 46 of the EMFAF.	The legal framework does not contain an exact description of an “intervention logic”. Annex II of the EMFAF regulation contains however an overview of the programming logic described in Article 22.3 of the CPR on the content of programmes.
2	Policy objectives	Article 5 of the CPR; EMFAF Annex II	The CPR contains five policy objectives in Article 5; only two are relevant to EMFAF (b and e). The links between the policy objectives of the CPR and the EMFAF priorities are outlined in Annex II of the EMFAF.
3	EMFAF Priorities	EMFAF Article 3 and Annex II	The EMFAF contains 4 fund-specific priorities in Article 3.
4	SWOT	EMFAF Article 8.3.a.	-
5	Needs	EMFAF Article 8.3.a.	-
6	Specific objectives	EMFAF Title II Ch. II-V and Annex II	-
7	Types of actions	CPR Article 22.3.(d).(i).	-
8	Types of interventions	CPR Articles 22.3.(d).(viii) and 42.2.a	-
9	Common indicators	EMFAF, Annex I	Include core performance, result and output indicators.
10	Types of operations	Commission Implementing Regulation (2022/79) pursuant to Article 46 of the EMFAF.	-
11	Reporting on the key characteristics on beneficiaries and operations	EMFAF Article 46 and the Commission Implementing Regulation.	-
12	Annual Performance Review	CPR Article 41	-
13	Reporting on cumulative data on operations	CPR Article 42	-
14	Evaluations by the Member States	CPR Article 44	-

Source: FAMENET, 2023 Elements of the MEF

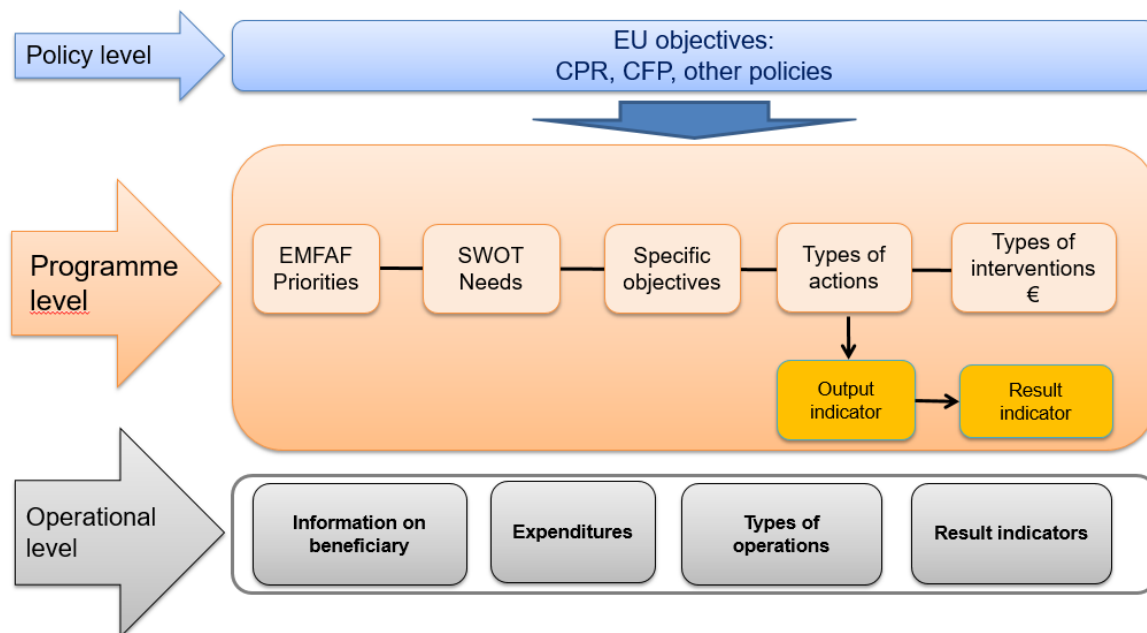
## 2.4 Intervention logic

A key element of the MEF is a clear intervention logic, which outlines the reasoning behind EMFAF funding into MS fisheries, aquaculture and maritime activities. The intervention logic will describe the needs of the MS in question, as well as how and why the EMFAF will be used to address these needs. We distinguish between three levels of the intervention logic: the policy level, the programme level as well as the operation level. For the programme all three levels need to be taken into account. For the programme level the following principles are relevant:

- the EMFAF is structured along four priorities
- each priority is broken down in specific objectives (see Annex section 3.1)
- for each specific objective:
  - types of actions will be defined
  - main target groups will be defined
  - types of interventions will be selected
  - target values and milestones for output indicators will be set
  - a minimum of one common result indicator will be selected, and target values will be set

These three levels and the components of the intervention logic are illustrated in Figure 2 below and described in details in the following sections. See also Figure 4: Detailed intervention logic, examples in section 2.10.

Figure 2: EMFAF 2021-2027, intervention logic



Source: FAMENET 2023, based on the Better Regulation Toolbox #46

## 2.5 Policy objectives

The policy objectives are a guiding part of the intervention logic and belong to the upper policy level. According to Article 5 of the CPR, the EMFAF shall support the following overarching policy objectives of the European Union:

- a) a more competitive and smarter Europe by promoting innovative and smart economic transformation and regional ICT connectivity
- b) a greener, low-carbon transitioning towards a net zero carbon economy and resilient Europe by promoting clean and fair energy transition, green and blue investment, the circular economy, climate change mitigation and adaptation, risk prevention and management, and sustainable urban mobility
- c) a more connected Europe by enhancing mobility
- d) a more social and inclusive Europe implementing the European Pillar of Social Rights
- e) a Europe closer to citizens by fostering the sustainable and integrated development of all types of territories and local initiatives.

EMFAF priorities (see below) link to two of these policy objectives: EMFAF priorities 1, 2, 4 link to policy objective (b), and EMFAF priority 3 links to policy objective (e).

The policy objectives from the Common Fisheries Policy<sup>5</sup> (CFP) should also be taken into consideration at the policy level of the intervention logic because the EMFAF aims “to channel funding from the Union budget to support the Common Fisheries Policy”, as mentioned in the recitals of the EMFAF Regulation.

## 2.6 EMFAF priorities

The EMFAF priorities are a guiding part of the intervention logic and pertain to the programme level. The priorities are broad thematic or sectoral categories. There are four priorities:

1. fostering sustainable fisheries and the restoration and conservation of aquatic biological resources
2. fostering sustainable aquaculture activities, and processing and marketing of fishery and aquaculture products, thus contributing to food security in the union
3. enabling a sustainable blue economy in coastal, island and inland areas, and fostering the development of fishing and aquaculture communities
4. strengthening international ocean governance and enabling seas and oceans to be safe, secure, clean and sustainably managed.

---

<sup>5</sup> See Article 2 of Regulation 1380/2013

## Box 2: Priorities selection and SWOT

Based on a SWOT analysis (see below), MS select the priorities they wish to support in their EMFAF programme. MS should also perform a SWOT analysis for priorities not selected for their programme, to rationalize why these priorities have not been selected.

Different cases apply for not selecting a priority:

*Case a) the Partnership Agreement mentions that this Priority will not be used:* MS need to provide a short explanation in the justification section. It is assumed for example that landlocked countries will be mentioning in their Partnership Agreements that Priority 4 will not be used.

*Case b) there is no need:* MS need to provide a SWOT leading to the conclusion. The absence of need must be the conclusion of the SWOT, thus there should be a full SWOT.

*Case c) there is a need but it is addressed in another priority/with another instrument:* MS need to provide an explanation in the justification section why they are not addressed in this priority but elsewhere. No full SWOT needed.

*Case d) there is a need but it is not addressed to concentrate resources on more important needs in other priorities:* MS needs to provide an explanation why they are not addressed. No full SWOT needed.

Source: FAMENET, 2023

## 2.7 SWOT

A SWOT analysis is a strategic comprehensive planning technique used to **identify strengths, weaknesses, opportunities, and threats** related to a region or a sector<sup>6</sup>.

The **SWOT** analysis is included in Table 1A of the EMFAF programme. The SWOT is performed separately for each EMFAF priority. It is an important part of the intervention logic and pertain to the programme level, where it serves as a starting point to identify the overall **needs** to be addressed by the MS, and the subsequent actions to be undertaken using EMFAF support:

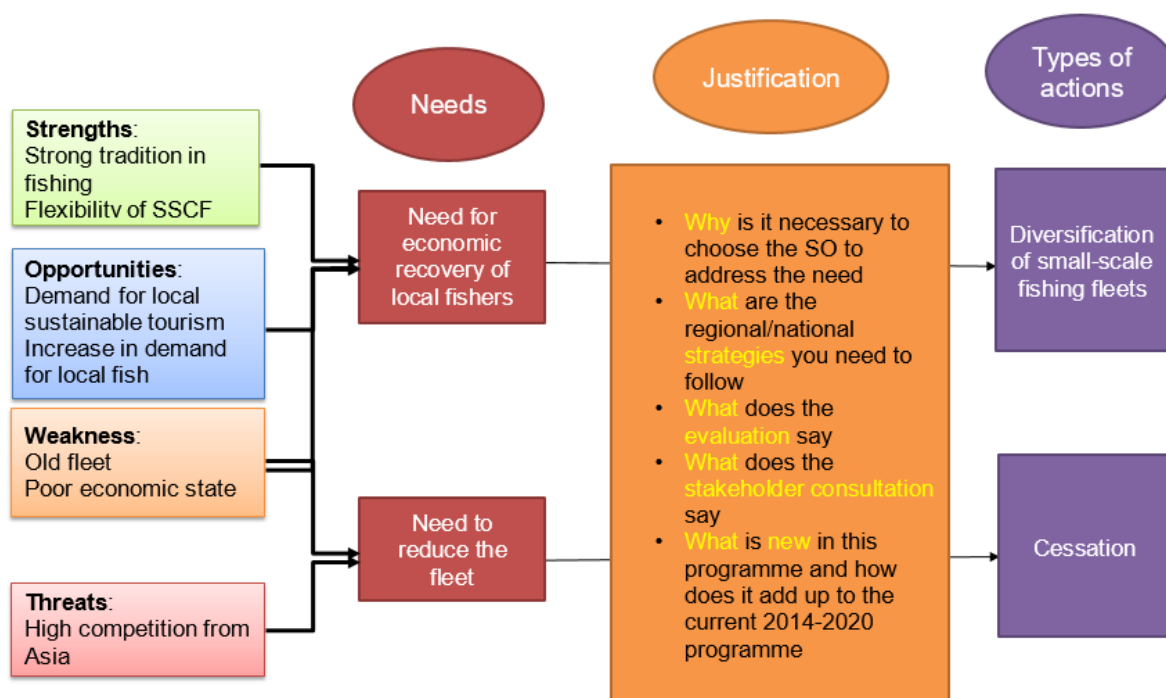
- **strengths** are positive characteristics inherent to the region or the sector, which can be beneficial to them as a whole
- **weaknesses** are negative characteristics inherent to the region or the sector, which could be detrimental to them as a whole
- **opportunities** are positive elements outside the control of the region or the sector, which nevertheless affect them and can be utilised to generate positive outcomes
- **threats** are negative elements outside the control of the region or the sector, which could be detrimental to them

The SWOT analysis helps determine the needs of the sector and helps to select priorities and specific objectives, and should explain why certain priorities have not been selected, if that is the case.

---

<sup>6</sup> Further details and methodology for the completion of the SWOT section of the EMFAF programme can be found in the FAME working paper on the EMFAF programme template, Ch. 4.1.

Figure 3: Example of how to combine the SWOT elements to define needs and types of actions



Source: FAMENET 2023

## 2.8 Needs

The needs of a MS are determined on the basis of the SWOT analysis and pertain to the programme level of the intervention logic. They are general descriptions of what the MS needs to do and what support the MS needs in the coming programming period to improve its fisheries and aquaculture sector<sup>7</sup>. Examples of needs include:

- “need for economic recovery of local fishers”
- “need to reduce the fleet”
- “need for the development of knowledge exchange and availability of skilled labour”

Needs are a pivotal part in the intervention logic, because proposed actions are meant to respond to those needs.

MS need to provide a **justification** explaining why they will target support to the needs identified, showing a clear link between the SWOT and the identified needs. The justification follows a clear path from the SWOT and needs analysis, to the programme strategy and the selection of specific objectives, and finally to the types of actions.

<sup>7</sup> Further details and methodology on the completion of the “needs” and “justification of action” portions of the EMFAF programme can be found in the FAME working paper on the EMFAF programme template, Ch. 4.1.

## 2.9 EMFAF specific objectives

Specific objectives pertain to the programme level of the intervention logic and result from breaking down the priorities into smaller, more focused segments. Specific objectives are set in the EMFAF Regulation. Priority 1 has six specific objectives, priority 2 has two, and priorities 3 and 4 have only one specific objective each.

MS select specific objectives based on the SWOT and needs analysis. For each selected specific objective, MS will define or select:

- types of actions (narrative of intervention)
- common result indicators (based on a predefined set) and their respective baselines and targets
- types of interventions (based on a predefined set) and indicative allocation of funds thereto
- financial allocation and EU co-financing rate

A full list of the EMFAF specific objectives is provided in Annex 3.1.

## 2.10 Types of actions

Types of actions are new to the CPR 2021-2027. These are broadly-defined planned actions to address the needs defined through the SWOT. Types of actions are not selected from a predefined list<sup>8</sup>. MS need to define types of actions according to their needs, separately for each specific objective, following the logic of the programme.

The types of actions must be consistent with the selected types of interventions and common result indicators and coherent with the SWOT elements and needs. They pertain to the programme level of the intervention logic and will guide the operational level of the intervention logic.

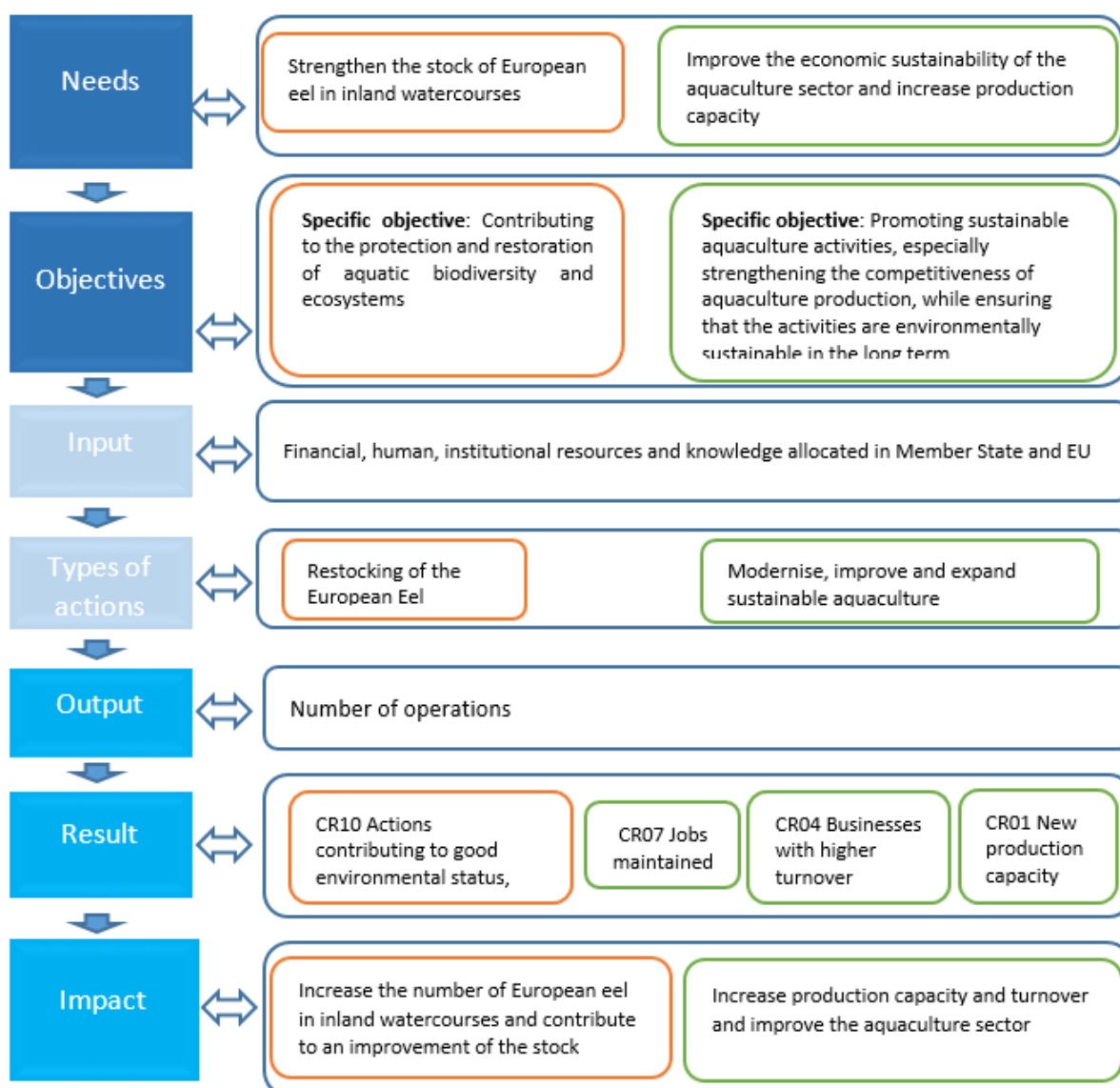
Figure 4 below illustrates these steps of the intervention logic via a detailed overview.

---

<sup>8</sup> Additionally, actions listed in the “Commission Staff Working Document (SWD) setting out a regional sea basin perspective to guide the EMFF programming” can act as source of inspiration.



Figure 4: Detailed intervention logic, examples



Source: FAMENET 2023, based on the Better Regulation Toolbox #46

## 2.11 Types of interventions

Types of interventions are predefined thematic categories related to policy issues (for example combating climate change) and pertain to the programme level of the intervention logic. They are used to indicatively allocate funds along those policy issues at the programming stage. They are the main thematic blocks MS can use when communicating about the funds on their websites. They are also used to monitor climate and environment expenditure and for reporting on funding allocated. Each type of intervention has predefined climate and environment coefficients, which the Commission will apply to the amounts reported by the MS to track climate change and environmental expenditure.

The EMFAF includes 16 types of interventions, of which three are CLLD-specific and one is TA-specific. They are listed in Annex IV of the EMFAF Regulation.

During programming, MS select under each specific objective the most appropriate types of interventions in accordance with the defined types of actions, and indicatively allocate funds to each of them. This indicative allocation must match the financial plan of the programme.

MS can freely choose as many types of interventions per specific objective as they see fit; no formal restriction applies. MS however must choose at least one type of intervention per specific objective in their programme.

During the programme implementation, the MA must choose the most appropriate type of intervention for each selected operation. Every operation must be linked to only one type of intervention deemed the most suitable for the operation and it is at the discretion of the MA to decide which one is the most suitable. For instance, if an operation is 30 % related to one type of intervention, 30% to a second type of intervention and 60 % to a third type of intervention, then FAMENET considers that the type of intervention with a 60 % fit is the most appropriate. This selection is necessary for reporting of aggregated data for each operation under CPR Article 42. MAs however can select a type of intervention not selected in the programming phase.

A full list of the EMFAF types of interventions is provided in the Annex (see chapter 3.2).

## **2.12 Set of common indicators**

A crucial component of an effective monitoring and evaluation system is a set of indicators that can be used to monitor results and outputs and evaluate the efficiency, effectiveness and impact of interventions. They pertain to the programme level of the intervention logic and are also part of the operational level of the intervention logic.

The MEF 2021-2027 has three types of **common indicators: output indicators, result and core performance indicators**. All three are further described in each of the following sections.

### **2.12.1 Common output indicators**

Output indicators aim to measure output produced with EMFAF support. The EMFAF has only one type of output indicator: “number of operations”.

MS define the target value for the number of operations for each specific objective in the EMFAF programme. That is the sum of all operations to be implemented for that specific objective.

EMFAF output indicators demonstrate their full explanatory potential in combination with Infosys (see chapter 2.15).

### **2.12.2 Common result indicators**

Common result indicators are a predefined set of indicators, along specific thematic categories, included in Annex I of the EMFAF regulation. They aim to demonstrate the gross effect of the EMFAF programme, and are common to all MS.

It is assumed that the set of common result indicators covers the entire scope of what the MS might fund under the EMFAF. So-called “programme-specific” result indicators defined by the MS themselves are in principle possible, and MS may use them, but they should not include them in their programme nor report on them to the COM.

A full list of common result indicators is provided in Annex 3.3.

They are used in **three phases, during:**

- **programming**
- **implementation**
- **evaluation**

*Common result indicators during programming*

Common result indicators and their targets are not an administrative detail of the programme but crucial political messages about what the programme strives to achieve with the funds allocated to it. MS select under each specific objective the most appropriate common result indicator(s) to reflect their strategy and the outcome expected. There can be no specific objective in a programme without at least one common result indicator, but MS are invited to select as many as necessary to cover the most important effects of the fund. At the same time, MS should avoid selecting only indicators that measure marginal effects.

Therefore, the guiding principle is: **“As many indicators as necessary to cover the most important effects of the fund. Selected common result indicators need not cover every possible aspect of the envisaged actions but cover the most important effects.”**

MS define the baseline and the target value for each selected common result indicator for all specific objectives in the EMFAF programme. The baseline is the value of the indicator at the “starting point”. The specific period in which the baseline is measured depends on the timing of approval of the MS’ programme. However, as the EMFAF period runs from 2021-2027, 2021 is the appropriate year to use as a baseline reference. The target is the sum of the effects of all operations to be implemented up to the end of the period. Target values only refer to results achieved by EMFAF operations.

All common result indicators have a baseline of zero in the programme; the only exception is CR12 “Effectiveness of the system for “collection, management and use of data”.

**Example:**

A certain MA determines that the programme should address their country’s SSCF, which is in decline. As part of their programming strategy, the MA decides to allocate EMFAF funds towards actions relating to SSCF under specific objective 1.1. “Strengthening economically, socially and environmentally sustainable fishing activities”.

The total effects of these actions would ultimately be seen in terms of *securing employment, turnover increased, and skills enhancement*. Relevant indicators are “*jobs maintained*”, “*businesses with higher turnover*” and “*persons benefitting*”. However, the political focus and the majority of the funds are linked to employment and economic viability. Thus, the MA decides that the most important indicators to use in the programme and to set targets for are “*jobs maintained*” and “*businesses with higher turnover*”.

### *Common result indicators during implementation*

MA report in Infosys, for each selected operation, any common result indicator(s), which succinctly capture the intended effects of the operation. Only the common result indicator(s) relevant to the specific operation shall be reported. It is not required to include empty lines for the other non-relevant common result indicators under the specific objective from the EMFAF programme or to report these indicators with zero values in all Infosys fields. MA are encouraged to select as many result indicators as needed per operation, to ensure that the effects of the operation are adequately captured by the selected indicators.

The rule is: **“No operation without at least one common result indicator; should the common result indicators selected in the programme not be applicable, the operation should use another common result indicator”**.

When the operation is selected, the MS (MA, IB or beneficiary, as per the discretion of the MS) will decide which common result indicator(s) will be chosen for the operation.

Then, during implementation, the beneficiary will report three values for each relevant common result indicator:

- a baseline value indicating the situation before the operation (in most cases zero)
- an ex-ante target value, which is the situation expected to be reached because of the operation
- an ex-post target value, which is the situation actually reached after the operation and because of the operation

#### **Example:**

The MA of the previous example selects two operations under specific objective 1.1., a *diversification operation* and a *training operation*.

The beneficiary of the diversification operation invests to enable them to take tourists on board their vessel. The jobs of the family members are secured and their turnover rises. The programme indicators *“jobs maintained”* and *“businesses with higher turnover”* are both suitable, since they measure the primary effects of the operation.

The beneficiary of the training operation, a vocational training institute, trains young fishers in marketing techniques. In this case, the employment and turnover of the beneficiary are irrelevant to the EMFAF, so *“jobs maintained”* and *“businesses with higher turnover”* are not applicable at the operation level. Instead, the beneficiary (i.e. the vocational training institute) selects *“persons benefitting”* as a more suitable indicator for this operation even though the MA did not include it at programme level.

In the case that MS desire to make an amendment to their programme, including the modification of indicators (for example target values), they may submit a motivated request for an amendment to the Commission as per the requirements set out in Article 24 of the CPR. However, amendments relating to the introduction of additional indicators for programmes supported by the EMFAF do not require the approval of the Commission, as per Article 24(7) of the CPR.

### *Common result indicators during evaluation*

MA provide the monitoring data collected during implementation to the evaluators. The task of the evaluators is the systematic and objective assessment of the programme design, implementation and results, comparing – among other things – the targets set in the programme with the results achieved. The evaluation analyses whether or not targets have been achieved, reviews the assumptions made during the programming, and investigates the reasons that led to achievement or non-achievement

The common result indicators offer a valuable quantitative base for the evaluation, although they do not cover all possible aspects to be evaluated. Additional evaluation indicators might be needed.

The EMFAF common result indicators gain explanatory power when combined with Infosys data (among others NUTS location, type of intervention, type of operation, etc.). For example, the common result indicator “Innovations enabled” becomes more versatile when combined with the type of operation (“Innovations enabled – marketing”, “Innovations enabled – product”, etc.) and the type of beneficiary.

### **2.12.3 Core performance indicators**

Core performance indicators for EMFAF are predefined and will be used by the Commission in compliance with its reporting requirement pursuant to Article 41(3)(h)(iii) of Regulation (EU) No 2018/1046 (Financial Regulation). There are twelve core performance indicators and they will be used by the Commission to measure the achievement of objectives and results. They are included in Annex I of the EMFAF regulation.

When the Commission has to report on these core performance indicators, they can derive the values from the common result indicators and Infosys. Some of the core performance indicators are one to one with the common result indicators whereas others will require data extraction from Infosys. A full list of all the core performance indicators and their link to the common result indicators and Infosys is provided in Annex 3.3.

### **2.13 Types of operations**

Types of operations are precise thematic categories used to label single operations for EMFAF monitoring (Infosys). They are set in the Infosys Implementing Regulation and pertain to the operational level of the intervention logic.

When an operation is selected for implementation, MS (MA, IBs or the beneficiary, as per the discretion of the MS) select the most appropriate “type” for each operation. Only one type is possible per operation; for complex operations the most representative type must be chosen.

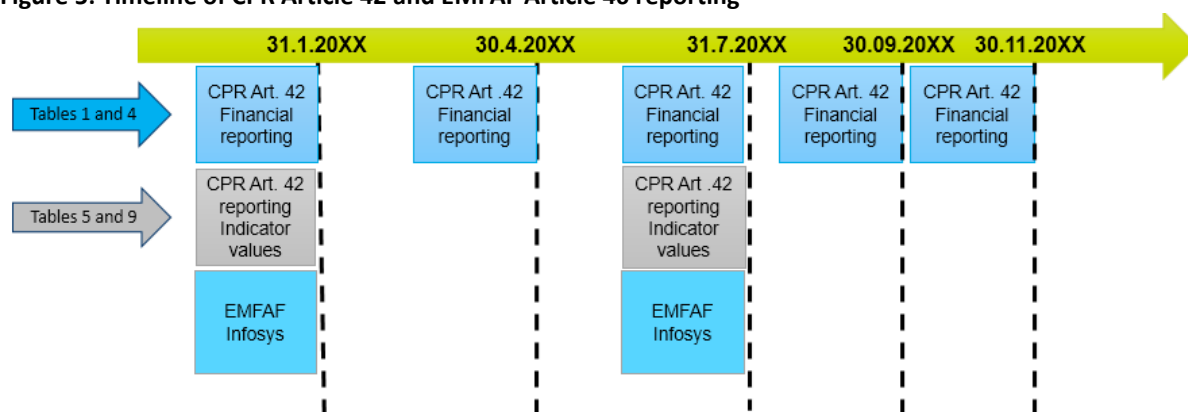
A full list of types of operations is provided in Annex 3.4.3.

## 2.14 Data reporting

Under the MEF, the reporting will have three different levels, one pursuant to Article 46 of the EMFAF and two pursuant to Article 42 of the CPR (see Figure 5 below):

1. the operations' level, that is Infosys in the narrow sense (see section 2.15), pursuant to EMFAF Article 46 is similar to the 2014-2020 Infosys (reporting twice a year, 31 January and 31 July)
2. the aggregated values of output indicators (Table 5 of Annex VII of CPR) and result indicators (Table 9 of Annex VII of CPR) based on Infosys with possible corrections (same reporting timing as Infosys, i.e. 31 January and 31 July every year)
3. the aggregated financial data, i.e. the number of all selected operations, their total eligible cost, the contribution from the EMFAF and the total eligible expenditure declared by the beneficiaries to the MA, all broken down by specific objective (Table 1 of Annex VII of CPR) and by type of intervention (Table 4 of Annex VII of CPR) (reporting five times per year, 31 January, 30 April, 31 July, 30 September, 30 November)

Figure 5: Timeline of CPR Article 42 and EMFAF Article 46 reporting



The first transmission is due 31 January 2022 and the last one 31 January 2030

Source: FAMENET 2023

Annex 3.4 provides further explanations and technical details about Infosys and the links between reporting pursuant to Article 42 of the CPR and Article 46 of the EMFAF. See also annex 3.5 for technical specifications of aggregation rules for Article 42 reporting and CPR annex VII, tables 1, 4, 5, 9.

### Box 3: Good to know about the relation between Infosys reporting and Annex XVII of CPR

Annex XVII of the CPR provides a list of data items to be recorded. The main objective of the Annex is to set out minimum data necessary to be recorded and stored electronically per operation (in a system or systems) by the MA for purposes of monitoring, evaluation, financial management, verification and audit – as set out in the CPR.

Annex XVII builds on both:

- Annex III to the Delegated Regulation 480/2014 (106 fields to complete).
- Implementing Act 821/2014 (41 fields and 59 sub-fields), specific to financial instruments.

Together, the 2014-2020 Delegated and Implementing Acts had 147 fields, similar to the current size of Annex XVII. It needs to be emphasized, however, that not all fields apply to the EMFAF.

Several data fields in Annex XVII correspond to Infosys fields:

- fields describing data on the beneficiary (name and unique identifier of the beneficiary, whether the beneficiary is a natural or legal person).
- data on the operation (name and unique identifier of the operation, short description of the operation, date of the approval of the operation); CCI of the programme; priority or priorities of the programme(s) under which the operation is supported; name, baseline and target value for each result indicator.
- financial data on each operation (amount of total eligible cost, total public cost and EMFAF contribution).
- data on payment claims from the beneficiary (date of the last payment to the beneficiary).

## 2.15 Infosys

### 2.15.1 Infosys legal base and structure

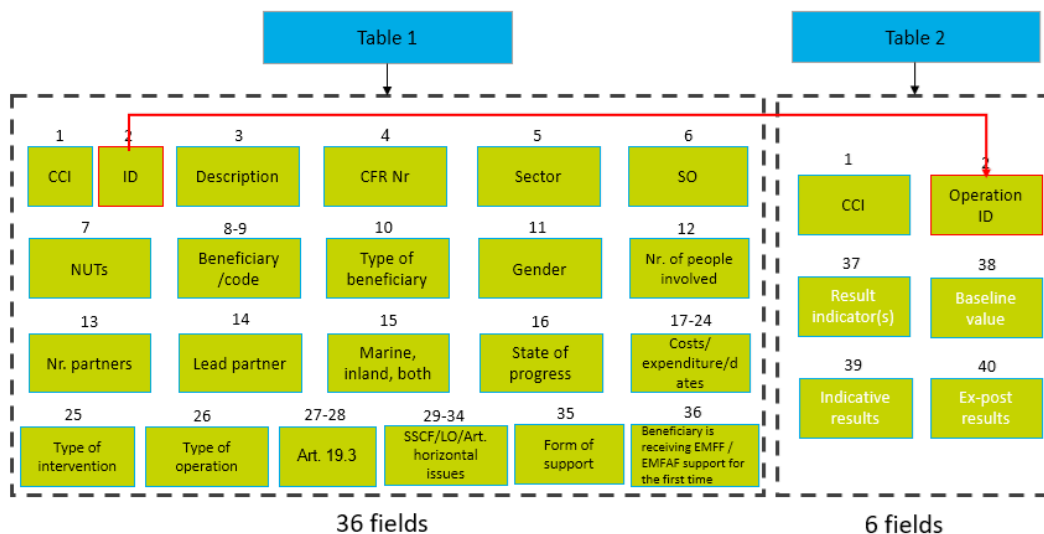
Infosys is the database containing data from all operations selected and implemented under the EMFAF, pursuant to Article 46 of the EMFAF. Its exact structure is defined in the Commission Implementing Regulation (EU) 2022/79 “... laying down rules ... as regards the recording, transmission and presentation of operation-level implementation data”.

Infosys is a powerful and valuable database with constantly quality-checked and readily available data for information, evaluation and decision making. It contains information at the level of each operation and also includes information about indicators and their values.

The Infosys structure consists of two tables (see Figure 6 below **Error! Reference source not found.**), which correspond to table 1 and table 2 of Annex I of the Infosys Implementing Regulation (EU) 2022/79:

- table 1 has 36 fields – focus on information about operations
- table 2 has six fields – focus on result indicators

**Figure 6: Infosys 2021-2027, structure**



Source: FAMENET, 2023

Infosys 2021-2027 evolved organically from Infosys 2014-2020. However, the new Infosys integrates the lessons learnt from the previous period and is considerably simpler than its predecessor without losing any functionality. Its structure is streamlined, going from four tables (previously called annexes) to only two, with more uniform data fields, and the number of types of operations, an important element in categorising actions through all MS, decreased from 160 to 66.

Data are collected at the individual operation level. This includes among other basic operation information, beneficiary information, financial data, type of operation (one per operation), and last but not least, result indicators (including baseline values, estimated result values before the operation, and values achieved after the operation).

Data are reported twice per year (31 January and 31 July); the so-called Infosys reports. The entire Infosys structure is provided in Annex [3.4](#).

### 2.15.2 Infosys reports and functionalities

Infosys reports are prepared by the MA using their own management and information systems and delivered in the structure defined by the Infosys Implementing Regulation (EU) 2022/79 in MS Excel format.

MA can upload and validate their data and detect potential errors, using the FAMENET Infosys validation tool.

Here MA can upload their Infosys reports (MS Excel files) and receive automated feedback in relation to data quality. Based on the types of errors detected, various messages will be generated.



Errors are usually of three types:

- structural errors, related to issues like missing tables or columns or non-readable data. If such errors are detected, the MA cannot proceed with the validation; they need to be fixed immediately
- formal errors, that is failure to comply with formal requirements of the Infosys Implementing Regulation (EU) 2022/79. These are for instance missing mandatory data field entries, data field type and format, etc.
- warnings, commonly related to result indicators. The most frequent cases are implausible values (too low or too high) and potential double counting. Warnings will also identify cases where corrections might be necessary to produce the aggregated CPR Article 42 reports (see chapter 2.16)

The full lists of errors and warnings generated can be downloaded in csv or excel formats. MA are advised to address the issues flagged by the validation tool, modify their Infosys reports accordingly in the source and run them again via the validation tool.

Once the validation process is finalised, MA can move forward and formally submit the validated Infosys reports as an excel file via the platform SFC2021<sup>9</sup>.

Further information and support can be provided by sending an email at: [infosys@famenet.eu](mailto:infosys@famenet.eu)

After the completion of the validation cycle and SFC2021 submission, FAMENET will compile all Infosys reports, including direct management in one Infosys database. This database is not publicly available. Only FAMENET and the European Commission have access. The process of generating reports is still under development (October 2023) and can be followed on the [www.famenet-infosys.eu](http://www.famenet-infosys.eu).

## 2.16 CPR Article 42 reporting

MA have to report aggregated data on EMFAF programme implementation pursuant to Article 42 of the CPR. They must be transmitted electronically via the platform SFC2021.

There are two types of Article 42 reporting:

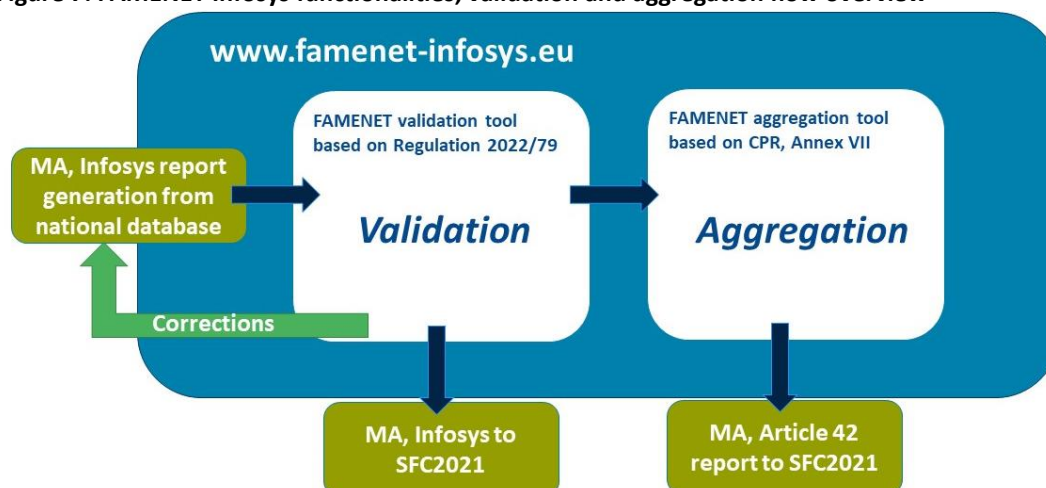
- indicators (outputs and results), twice per year, simultaneously with the Infosys/EMFAF Article 46 reporting
- financial data, five times per year, two are simultaneously with the indicators and three are on additional dates

To ease the reporting process, FAMENET has developed an aggregation tool for MA, which is available via [www.famenet-infosys.eu](http://www.famenet-infosys.eu) and allows for a semi-automated processing of the relevant data and for creating the data aggregations that are required by Article 42 of the CPR. This tool facilitates reporting and helps avoid parallel reporting streams and hence data discrepancies.

---

<sup>9</sup> SFC2021 is the electronic data exchange system for all official exchanges of information between the Member State and the Commission concerning the CPR Funds management.

Figure 7: FAMENET Infosys functionalities, validation and aggregation flow overview



Source: FAMENET, 2023

Twice a year (31 January and 31 July) Article 42 aggregated reports can be created directly from Infosys reports in the FAMENET database [www.famenet-infosys.eu](http://www.famenet-infosys.eu).

**Box 4: Good to know about the relation between Infosys aggregation tool and Article 42 of the CPR**

Aggregated Article 42 data are uploaded in SFC2021. SFC 2021 already contains “pre-loaded” information extracted from the programme. This includes selected common result indicators and their targets per SO. However, the Infosys report could include more common result indicators since those operations not covered by the programme indicators, may need to choose another common one.

When the MA manually enter aggregated result indicator data for CPR Annex VII table 9 into SFC2021, it is not possible to add common result indicators which are not already in the EMFAF programme.

MA can still use the Infosys aggregation tool to calculate and manually submit table 9 result indicator data into SFC, but they can only enter data for those indicators already included in the programme.

Aggregated data for CPR tables 1, 4 and 5, including financial data and information on number of operations, will not be affected by this and can still be manually entered directly from the tables generated using the aggregation tool. For the exact aggregation rules, please have a look in the annexes in chapter 3.5.

For the remaining three times (April, September, November, when there is no Infosys report obligation), it is recommended to follow the same path as in January and July:

- login via [www.famenet-infosys.eu](http://www.famenet-infosys.eu)
- first generate an internal “Infosys report” and validate it as for EMFAF Article 46 reporting
- then use the FAMENET aggregation tool for the necessary aggregated reports, and finally
- transfer the FAMENET aggregation tool report values to SFC2021.

Such an approach allows to “validate” Article 42 of the CPR reports in April, September and November and helps eliminate data discrepancies between Infosys and Article 42 of the CPR reports.

## **2.17 Annual performance review (CPR Article 41)**

Every year, the Commission will organise review meetings with each MS to examine the performance of each programme.

The review meetings shall be chaired by the Commission or, if the MS so requests, co-chaired by the MS and the Commission. The MS and the Commission may agree not to organise an annual review meeting. In this case, the review may be carried out in writing.

The outcome of the annual review meeting shall be recorded in agreed minutes.

Requirements of the annual review meeting can be found in Article 41 of the CPR, which states that “the Member State shall no later than 1 month before the review meeting provide the Commission with concise information on the elements listed in Article 40(1)”. These Article 40(1) elements all pertain to the performance and progress of the programme and, in the case of the EMFAF, require information about:

- the progress in programme implementation and in achieving the milestones and targets
- issues that affect the performance of the programme and the measures taken to address those issues
- the ex-ante assessment listed in Article 58(3) and the strategy document referred to in Article 59(1) CPR
- progress made in carrying out evaluations, syntheses of evaluations and any follow-up given to findings
- the implementation of communication and visibility actions
- the progress in implementing operations of strategic importance
- the fulfilment of enabling conditions and their application throughout the programming period
- information about the progress in administrative capacity building for public institutions, partners and beneficiaries, where relevant

## **2.18 Evaluation plan and evaluation activities (CPR Article 44)**

As with the previous EMFF programming period, each MS has to draw up an evaluation plan and submit it to their EMFAF monitoring committee no later than one year after the approval of the programme.

The evaluation plan is no longer a compulsory part of the programme but a separate document that should cover all evaluations foreseen for the programme period. The evaluation plan serves as a strategic document covering all evaluations foreseen during the programme period 2021-2027, including the final impact evaluation in 2029. The plan should be adaptable to any emerging evaluation needs and changes in the course of the programme life cycle. FAMENET has developed a working paper providing methodological support for the drafting of evaluation plans<sup>10</sup>.

---

<sup>10</sup> [Working paper: EMFAF evaluation plan](http://www.famenet.eu), can be found at [www.famenet.eu](http://www.famenet.eu) under “Working papers, reports and publications”

As for the EMFF 2014-2020, EMFAF evaluations should validate the results achieved, exploring how and why inputs, outputs and results contributed to the achievement of objectives. They should focus on effectiveness, efficiency, relevance, coherence and EU added value.

MS will have to undertake the following evaluations:

- evaluations on effectiveness, efficiency, relevance, coherence and EU added value. The evaluations may also cover other relevant criteria such as inclusiveness, non-discrimination and visibility
- impact evaluation to be carried out by 30 June 2029

These evaluations by MS will feed into the mid-term (end of 2024) and retrospective (end of 2031) evaluations to be conducted by the COM in the same framework. Article 44(3) states that MS shall entrust the evaluations to "...internal or external experts who are functionally independent."

The main simplification in 2021-2027 is that an ex-ante evaluation (as required in 2014-2020) is no longer required. The necessary information should be captured in the SWOT analysis and identification of needs in the programme.

### 3 Annexes

#### 3.1 EMFAF Specific objectives<sup>11</sup>

Priorities	Specific objectives	Nomenclature	Specific conditions
Priority 1: Fostering sustainable fisheries and the restoration and conservation of aquatic biological resources	Strengthening economically, socially and environmentally sustainable fishing activities	1.1.1 All operations except those under Art. 17/19)	Article 15 Transferring or reflagging of fishing vessels
		1.1.2 Operations under Articles 17/19	Article 17 First acquisition of a fishing vessel Article 18 Replacement or modernisation of a main or ancillary engine
	Increasing energy efficiency and reducing CO <sub>2</sub> emissions through the replacement or modernisation of engines of fishing vessels	1.2	Article 19 Increase of the gross tonnage of a fishing vessel to improve safety, working conditions or energy efficiency
	Promoting the adjustment of fishing capacity to fishing opportunities in cases of permanent cessation of fishing activities and contributing to a fair standard of living in cases of temporary cessation of fishing activities	1.3	Article 20 Permanent cessation Article 21 Temporary cessation
	Fostering efficient fisheries control and enforcement, including fighting against IUU fishing, as well as reliable data for knowledge-based decision-making	1.4	Article 22 Control and enforcement Article 23 Collection, management, use, and processing of biological, environmental, technical and socioeconomic data in the fisheries sector
	Promoting a level playing field for fishery and aquaculture products from the outermost regions	1.5	Article 24 Promoting a level-playing field for fishery and aquaculture products from the outermost regions
	Contributing to the protection and restoration of aquatic biodiversity and ecosystems	1.6	Article 25 Protection and restoration of aquatic biodiversity and ecosystems
Priority 2: Fostering sustainable aquaculture activities, and processing and marketing of fishery and aquaculture products, thus	Promoting sustainable aquaculture activities, especially strengthening the competitiveness of aquaculture production, while ensuring that the activities are environmentally sustainable in the long term	2.1	Article 27 Aquaculture Article 28 Processing of fishery and aquaculture products
	Promoting marketing, quality and added value of fishery and aquaculture	2.2	

<sup>11</sup> Regulation (EU) 2021/1139 of the European parliament and of the Council of 7 July 2021 establishing the European Maritime, Fisheries and Aquaculture Fund and amending Regulation (EU) 2017/1004, Annex II.

Priorities	Specific objectives	Nomenclature	Specific conditions
contributing to food security in the union	products, as well as processing of those products		
Priority 3: Enabling a sustainable blue economy in coastal, island and inland areas, and fostering the development of fishing and aquaculture communities	Enabling a sustainable blue economy in coastal, island and inland areas, and fostering the sustainable development of fishing and aquaculture communities	3.1	Article 30 Community-led local development
Priority 4: Strengthening international ocean governance and enabling seas and oceans to be safe, secure, clean and sustainably managed	Strengthening sustainable sea and ocean management through the promotion of marine knowledge, maritime surveillance or coastguard cooperation	4.1	Article 32 Marine knowledge Article 33 Maritime surveillance Article 34 Coastguard cooperation
<i>Technical Assistance</i>		5.1	Article 5 CPR article 36
		5.2	

### 3.2 Types of interventions<sup>12</sup>

No.	Type of Intervention	Climate Coefficient	Environmental Coefficient
1	Reducing negative impacts and/or contributing to positive impacts on the environment and contributing to good environmental status	100%	100%
2	Promoting conditions for economically viable, competitive and attractive fishery, aquaculture and processing sectors	40%	40%
3	Contributing to climate neutrality	100%	100%
4	Temporary cessation of fishing activities	100%	100%
5	Permanent cessation of fishing activities	100%	100%
6	Contributing to a good environmental status through implementing and monitoring of marine protected areas including Natura 2000	100%	100%
7	Compensation for unexpected environmental, climatic or public health events	0%	0%
8	Compensation for additional costs in outermost regions	0%	0%
9	Animal health and welfare	40%	40%
10	Control and enforcement	40%	100%
11	Data collection and analysis, and promotion of marine knowledge	100%	100%
12	Maritime surveillance and security	40%	40%
Community led local development (CLLD)			
13	CLLD preparation actions	0%	0%
14	CLLD implementation of strategy	40%	40%
15	CLLD running costs and animation	0%	0%
Technical assistance (TA)			
16	Technical assistance	0%	0%

<sup>12</sup> Annex IV of the EMFAF Regulation

### 3.3 Common result indicators and core performance indicators

#### 3.3.1 Common result indicators, overview<sup>13</sup>

Code	Common result indicator	Unit	Comment	Baseline in programme	Baseline of the single operation	Target/achievement in programme	Target/achievement of the single operation
CR01	New production capacity	Tonnes/annum	Applicable to all sectors	Zero	Production capacity before the operation	Sum of difference between target/achievement and baseline of each single operation	Production capacity AFTER the operation
CR02	Aquaculture production maintained	Tonnes/annum	Could be used also for other sectors	Zero	Zero	Sum of targets/achievements of the single operations	Production maintained with the EMFAF support
CR03	Businesses created	Number of entities	An operation can create several businesses.	Zero	Zero	Sum of targets/achievements of the single operations	Businesses created with the EMFAF support
CR04	Businesses with higher turnover	Number of entities	An operation can lead to more businesses with higher turnover.	Zero	Zero	Sum of targets/achievements of the single operations	Businesses with higher turnover with the EMFAF support
CR05.1	Capacity of vessels withdrawn	GT	For permanent cessation, programmes must use both sub-indicators 5.1 and 5.2 combined.	Zero	Zero	Sum of targets/achievements of the single operations	Capacity (GT) of the vessel withdrawn

<sup>13</sup> Annex I of the EMFAF Regulation. Several common result indicators are also core performance indicators: these are CR03, 04, 06, 07, 08, 10, 18.1, 18.2, 19, and 22. A full list of the core performance indicators is provided along with the result indicators in Annex I of the EMFAF Regulation. [Annex 3.3.3](#) of this working paper contains the full list of core performance indicators and the link with common result indicators.



Code	Common result indicator	Unit	Comment	Baseline in programme	Baseline of the single operation	Target/achievement in programme	Target/achievement of the single operation
CR05.2		kW	Temporary cessation should use “persons benefitting” and provide “FFR number”	Zero	Zero	Sum of targets/achievements of the single operations	Capacity (kW) of the vessel withdrawn
CR06	Jobs created	Number of persons	Reporting of part time employment is possible. Calculations for FTE approximation are in the CR06 fiche under annex 3.3.2	Zero	Zero	Sum of targets/achievements of the single operations	Jobs created with the EMFAF support
CR07	Jobs maintained	Number of persons	As above	Zero	Zero	Sum of targets/achievements of the single operations	Jobs maintained with the EMFAF support
CR08	Persons benefitting	Number of persons	Specifically for this indicator, conservative calculations are paramount. Care should be taken to only report people directly benefitting, so that the number of persons benefitting is not over-reported or exaggerated.	Zero	Zero	Sum of targets/achievements of the single operations	Persons directly benefitting with the EMFAF support
CR09.1	Area addressed by operations contributing to a good	km2	Natura 2000 and other protected habitats and zones.	Zero	Zero	Sum of targets/achievements of the single operations	Km2 covered with the EMFAF support

Code	Common result indicator	Unit	Comment	Baseline in programme	Baseline of the single operation	Target/achievement in programme	Target/achievement of the single operation
CR09.2	environmental status, protecting, conserving, and restoring biodiversity and ecosystems	km	Rivers and riparian zones.	Zero	Zero	Sum of targets/achievements of the single operations	Km covered with the EMFAF support
CR10	Actions contributing to good environmental status, including nature restoration, conservation, protection of ecosystems, biodiversity, fish health and welfare	Number of actions	Unlike CR9.1 and CR9.2, this indicator applies to operations without a spatial dimension.	Zero	Zero	Sum of targets/achievements of the single operations	Actions implemented with the EMFAF support
CR11	Entities increasing social sustainability	Number of entities	An operation can concern several entities.	Zero	Zero	Sum of targets/achievements of the single operations	Entities enhanced with the EMFAF support
CR12	Effectiveness of the system for “collection, management and use of data”	3 = high 2 = medium 1 = low	The quality of the national data collection programme as assessed by STECF, and the improvement achieved.	Status quo (1,2,3)	Status quo (1,2,3)	Average of the targets/achievements of the single operations	Status to be achieved or maintained (1,2,3)

Code	Common result indicator	Unit	Comment	Baseline in programme	Baseline of the single operation	Target/achievement in programme	Target/achievement of the single operation
CR13	Cooperation activities between stakeholders	Number of actions	An operation can deliver several cooperation activities.	Zero	Zero	Sum of targets/achievements of the single operations	Cooperation facilitated enhanced with the EMFAF support
CR14	Innovations enabled	Number of new products, services, processes, business models or methods	An operation can deliver several innovations of different types and in different sectors.	Zero	Zero	Sum of targets/achievements of the single operations	Innovations enabled with the EMFAF support
CR15	Control means installed or improved	Number of means	An operation can include several means installed on a single vessel. Beneficiaries need to provide "FFR number".	Zero	Zero	Sum of targets/achievements of the single operations	Systems installed or improved with the EMFAF support
CR16	Entities benefiting from promotion and information activities	Number of entities	An operation can concern several entities.	Zero	Zero	Sum of targets/achievements of the single operations	Entities participating with the EMFAF support
CR17	Entities improving resource efficiency in production and/or processing	Number of entities	An operation can concern several entities.	Zero	Zero	Sum of targets/achievements of the single operations	Entities improved with the EMFAF support

Code	Common result indicator	Unit	Comment	Baseline in programme	Baseline of the single operation	Target/achievement in programme	Target/achievement of the single operation
CR18.1	Energy consumption leading to CO <sub>2</sub> emissions reduction	kWh/tonnes	MAs only need to report on kWh or litres/h. The CO <sub>2</sub> emissions reduction will be calculated by DG MARE.	Zero	Energy need per tonne of produce and year BEFORE the operation	Average of difference between target/achievements and baseline of each single operation	Energy need per tonne of produce and year AFTER the operation
CR18.2		litres/hour	As above	Zero	Consumption per hour BEFORE the operation	Average of difference between target/achievements and baseline of each single operation	Consumption per hour AFTER the operation
CR19	Actions to improve governance capacity	Number of actions	An operation can deliver several actions.	Zero	Zero	Sum of targets/achievements of the single operations	Actions facilitated with the EMFAF support
CR20	Investment induced	EUR	Investment made after a project, as a direct consequence of an operation's enabling actions. To be clear, this differs from investments in a project. Investment can be financed through private or public funds. Investment induced is not the private funds included in the operation itself.	Zero	Zero	Sum of targets/achievements of the single operations	Investments induced through the implementation of a project with the EMFAF support

<b>Code</b>	<b>Common result indicator</b>	<b>Unit</b>	<b>Comment</b>	<b>Baseline in programme</b>	<b>Baseline of the single operation</b>	<b>Target/achievement in programme</b>	<b>Target/achievement of the single operation</b>
CR21	Datasets and advice made available	Number	An operation can deliver several datasets and advice pieces.	Zero	Zero	Sum of targets/achievements of the single operations	Datasets and advice made available with the EMFAF support
CR22	Usage of data and information platforms	Number of page views	Number of views over the course of the operation.	Zero	Zero	Sum of targets/achievements of the single operations	Usage of data during the implementation of a project with the EMFAF support

**3.3.2 Common result indicators, fiches<sup>14</sup>**

<b>CR01</b>	<b>New production capacity</b>
Indicator name	New production capacity
Measurement unit	Tonnes/annum
Definition	Increase in the production or processing capacity of fish and fishery products (based on productions stated in documents such as license or permit and not on actual production), calculated in product weight per year respective to customs of the exact product (for example, with or without shell)
Further clarification	<ul style="list-style-type: none"> <li>indicator refers to the potential for additional, new production capacity based on the facility specifications. Actual production prediction is difficult due to market fluctuations</li> <li>volume intended for sale for human consumption</li> <li>sector defined in a specific Infosys field</li> </ul>
Further clarification direct management	n/a
<b>Programme level</b>	
Clarification	<ul style="list-style-type: none"> <li>in the programme, the indicators should express the sum of the change of production capacity per year through EMFAF support.</li> <li>the baseline and target values are different from the indicator at the operation level</li> </ul>
Baseline value	<ul style="list-style-type: none"> <li>the baseline value in the programme is zero</li> </ul>
Target values	<ul style="list-style-type: none"> <li>target values should be defined separately for each specific objective ex-ante</li> <li>target value of zero indicates “no change”, meaning the maintenance of the status quo</li> <li>estimation of target values should be based on beneficiary input and experience from historic values or benchmarks from other operations</li> <li>the target value achievements is the sum of the achievements of all operations</li> </ul>
<b>Operation level</b>	
Inputs from the beneficiary	<ul style="list-style-type: none"> <li>volume of production capacity before and after the operation.</li> <li>volume of new production capacity should be reported for the capacity of production units directly involved in the operation. In the case of micro- and very small companies, the volume of new production capacity of the whole company can be reported. In the case of large companies, only the volume of new production capacity of the department/location involved in the operation should be reported</li> </ul>
Inputs from other sources	n/a
Inputs from the MA/ Input from contracting authority (direct management)	n/a

<sup>14</sup> Regulation (EU) 2021/1139 of the European parliament and of the Council of 7 July 2021 establishing the European Maritime, Fisheries and Aquaculture Fund and amending Regulation (EU) 2017/1004, Annex I.

<b>CR01</b>	<b>New production capacity</b>
Reference period for the single operation	<ul style="list-style-type: none"> <li>duration of the operation</li> </ul>
Baseline for the single operation	<ul style="list-style-type: none"> <li>production capacity before the operation</li> </ul>
Target value	<ul style="list-style-type: none"> <li>ex-ante assumption of the target value</li> </ul>
Achieved value	<ul style="list-style-type: none"> <li>production capacity at the time of completion</li> </ul>
Example at the operation level	<p>A local oyster farmer decides to grow her business, and uses EMFAF funds to invest in her oyster farming operations in one location out of two where the business is active, hence increasing production capacity.</p> <p>To provide data for CR01: “New production capacity”, she must report on the potential harvest in tonnes per annum of oysters before the investment in the specific farm area, and the potential harvest in tonnes per annum of oysters after the investment in the farm area.</p>

<b>CR02</b>	<b>Aquaculture production maintained</b>
Indicator name	Aquaculture production maintained
Measurement unit	Tonnes/annum
Definition	Maintenance of production capacity of fish and fishery products (based on productions stated in documents such as license or permit and not on actual production), calculated in product weight per year respective to customs of the exact product (for example, with or without shell)
Further clarification	<ul style="list-style-type: none"> <li>indicator refers to the potential production capacity maintained based on the facility specifications, not to actual production. Actual production prediction is difficult due to market fluctuations. The attention is on the maintenance of the activity</li> <li>volume intended for sale for human consumption</li> <li>sector defined in a specific Infosys field; the indicator can be used for aquaculture, processing and other sectors</li> </ul>
Further clarification direct management	n/a
<b>Programme level</b>	
Clarification	<ul style="list-style-type: none"> <li>in the programme the indicators should express the sum of maintained production capacity per year with the support of the EMFAF</li> </ul>
Baseline value	<ul style="list-style-type: none"> <li>the baseline value in the programme is zero</li> </ul>
Target values	<ul style="list-style-type: none"> <li>target values should be defined separately for each specific objective ex-ante</li> <li>target value is the sum of the maintained production capacity</li> <li>estimation of target values should be based on beneficiary input and experience from historic values or benchmarks from other operations</li> <li>the target value achievements will be calculated based on the total results achieved at operational level</li> </ul>
<b>Operation level</b>	
Inputs from the beneficiary	<ul style="list-style-type: none"> <li>volume of production capacity maintained after the operation</li> <li>volume of production capacity maintained should be reported for the capacity of production units directly involved in the operation. In the case of micro- and very small companies, the volume of production capacity</li> </ul>

<b>CR02</b>	<b>Aquaculture production maintained</b>
	maintained of the whole company can be reported. In the case of large companies, only the volume of production capacity maintained of the department/location involved in the operation should be reported
Inputs from other sources	n/a
Inputs from the MA/ Input from contracting authority (direct management)	n/a
Reference period for the single operation	<ul style="list-style-type: none"> <li>duration of the operation</li> </ul>
Baseline for the single operation	<ul style="list-style-type: none"> <li>zero</li> </ul>
Target value	<ul style="list-style-type: none"> <li>ex-ante assumption of the target value</li> </ul>
Achieved value	<ul style="list-style-type: none"> <li>maintained production capacity at the time of completion</li> </ul>
Example at the operation level	<p>A local carp farmer invests in maintaining the infrastructure of their concrete ponds, implementing a construction project to fortify and upgrade the old and degraded ponds. While the production is not increased, the pond remains operational.</p> <p>To provide data for CR02: "Aquaculture production maintained" the farmer must report on the potential harvest of carp in tonnes per annum that would have been abandoned, had the pond not been maintained.</p>

<b>CR03</b>	<b>Businesses created</b>
Indicator name	Businesses created
Measurement unit	Number of entities
Definition	Number of businesses created based on formal registration of these businesses in the appropriate registry of the MS
Further clarification	<ul style="list-style-type: none"> <li>all businesses are eligible regardless of size, legal form (sole operator, limited or stock company, other forms) and turnover</li> <li>for businesses requiring extensive approvals or permits before commencing operations, preliminary business registration prior to approval or granting of permits also count as formal registration for this indicator</li> <li>the beneficiary can also be a different entity from the business founder</li> <li>for a professional organisation within the meaning of the CMO regulation, "business created" refers to formally recognised producer organisations, associations thereof and inter-branch organisations</li> <li>for CLLD, "business created" refers to all types of new entities registered in the fisheries LAG area, relevant to the Local Development Strategy (LDS), where creation can plausibly be attributed to an EMFAF intervention; operations do not need to be directly related to the fisheries, aquaculture or maritime sectors</li> </ul>
Further clarification direct management	<ul style="list-style-type: none"> <li>this should include any start-ups or scale-ups receiving support through grants or financial instruments or benefiting from assistance</li> </ul>
<b>Programme level</b>	
Clarification	<ul style="list-style-type: none"> <li>in the programme the indicator should provide the number of businesses created with EMFAF support</li> </ul>



<b>CR03</b>	<b>Businesses created</b>
Baseline value	<ul style="list-style-type: none"> <li>the baseline value in the programme is zero</li> </ul>
Target values	<ul style="list-style-type: none"> <li>target values should be defined separately for each specific objective</li> <li>estimation of target values should be based on surveys among beneficiaries, studies, statistics or experience from the programming period 2014-2020</li> <li>the target value achievements will be calculated based on the sum of results achieved at operational level</li> </ul>
<b>Operation level</b>	
Inputs from the beneficiary	<ul style="list-style-type: none"> <li>number of businesses created based on formal documentation</li> <li>number of professional organisations in the meaning of the Regulation (EU) No 1308/2013 and relevant delegated acts</li> </ul>
Inputs from other sources	n/a
Inputs from the MA/ Input from contracting authority (direct management)	n/a
Reference period for the single operation	<ul style="list-style-type: none"> <li>duration of the operation</li> </ul>
Baseline for the single operation	<ul style="list-style-type: none"> <li>zero</li> </ul>
Target value	<ul style="list-style-type: none"> <li>ex-ante assumption of the target value</li> </ul>
Achieved value	<ul style="list-style-type: none"> <li>number of business created at completion or up to a certain number of years after the completion of the operation, depending on the MA rules for data collection (the general rule is: the later, the better)</li> </ul>
Calculation	n/a
Example at the operation level	<p>A fisheries LAG supports a local fisher to diversify and establish new companies in the area with a series of actions (advisory service, support in the form of feasibility studies, help with business plans, etc.).</p> <p>A number of fishers establish a limited company to serve the local tourism sector with fresh local seafood.</p> <p>The beneficiary registers the company, which is operational before the end of the EMFAF operation, and reports 1 business created.</p>

<b>CR04</b>	<b>Businesses with higher turnover</b>
Indicator name	Businesses with higher turnover
Measurement unit	Number of entities
Definition	Number of businesses which achieved a higher turnover thanks to EMFAF support
Further clarification	<ul style="list-style-type: none"> <li>all businesses are eligible regardless of size, legal form (sole operator, limited or stock company) and turnover</li> </ul>
Further clarification direct management	<ul style="list-style-type: none"> <li>for direct management, this should include any start-ups or scale-ups receiving support through grants or financial instruments or business assistance</li> <li>for direct management it should not include businesses benefiting from information or data that is publicly available</li> </ul>

CR04	Businesses with higher turnover
<b>Programme level</b>	
Clarification	<ul style="list-style-type: none"> <li>in the programme the indicator should provide the number of businesses with higher turnover thanks to EMFAF support</li> </ul>
Baseline value	<ul style="list-style-type: none"> <li>the baseline value in the programme is zero</li> </ul>
Target values	<ul style="list-style-type: none"> <li>target values should be defined separately for each specific objective</li> <li>estimation of target values should be based on surveys among beneficiaries, studies, statistics or experience from the programming period 2014-2020</li> <li>the target value achievements will be calculated based on the sum of results achieved at operational level</li> </ul>
<b>Operation level</b>	
Inputs from the beneficiary	<ul style="list-style-type: none"> <li>indication whether their business has a higher turnover</li> <li>if more than one business is involved in the operation, then the sum of all businesses with a higher turnover should be reported.</li> </ul>
Inputs from other sources	<ul style="list-style-type: none"> <li>n/a</li> </ul>
Inputs from the MA/Input from contracting authority (direct management)	<ul style="list-style-type: none"> <li>n/a</li> </ul>
Reference period for the single operation	<ul style="list-style-type: none"> <li>duration of the operation</li> </ul>
Baseline for the single operation	<ul style="list-style-type: none"> <li>zero</li> </ul>
Target value	<ul style="list-style-type: none"> <li>ex-ante assumption of the target value (1 or more)</li> </ul>
Achieved value	<ul style="list-style-type: none"> <li>number of businesses with higher turnover at completion or up to a certain number of years after the completion of the operation, depending on the MA rules for data collection (the general rule is: the later, the better)</li> </ul>
Calculation	<ul style="list-style-type: none"> <li>n/a</li> </ul>
Example at the operation level	An operator invests in infrastructure or introduces a new product with EMFAF support. As a direct consequence she or he can operate more efficiently, increase production and reach new markets. The resulting increased turnover would have been impossible without EMFAF support. The beneficiary can verify the higher turnover by comparing profit and loss accounts before and afterwards, and reports one business with higher turnover.

CR05.1/CR05.2	Capacity of vessels withdrawn (GT/kW)
Indicator name	5.1 Capacity of vessels withdrawn in gross tonnes (GT)
	5.2 Capacity of vessels withdrawn in kilowatt (kW)
Measurement unit	5.1 Gross tonnes (GT)
	5.2 Kilowatt (kW)
Definition	5.1 Capacity of vessels withdrawn permanently from the fleet in gross tonnes
	5.2 Capacity of vessels withdrawn permanently from the fleet in kilowatts
Further clarification	<ul style="list-style-type: none"> <li>this indicator is specifically for <i>permanent cessation</i>. Infosys should include the FFR number.</li> </ul>

<b>CR05.1/CR05.2</b>	<b>Capacity of vessels withdrawn (GT/kW)</b>
	<ul style="list-style-type: none"> <li>for temporary cessation, MA should rather choose CR08: “persons benefitting”, and provide the FFR number in Infosys.</li> </ul>
Further clarification direct management	n/a
<b>Programme level</b>	
Clarification	<ul style="list-style-type: none"> <li>in the programme the indicator should provide the total capacity of vessels withdrawn with EMFAF support</li> <li>programmes need to use both indicators if permanent cessation is included in the programme</li> </ul>
Baseline value	<ul style="list-style-type: none"> <li>the baseline value in the programme is zero for CR05.1 and CR05.2</li> </ul>
Target values	<ul style="list-style-type: none"> <li>estimation of target values should be based on surveys among beneficiaries, studies, statistics or experience from the programming period 2014-2020</li> <li>the target value achievements will be calculated based on the sum of results achieved at operational level</li> </ul>
<b>Operation level</b>	
Inputs from the beneficiary	<ul style="list-style-type: none"> <li>CR05.1 GT of their vessel withdrawn</li> <li>CR05.2 kW of their vessels withdrawn</li> <li>FFR number</li> </ul>
Inputs from other sources	n/a
Inputs from the MA/ Input from contracting authority (direct management)	This indicator might be used in relation to a Simplified Cost Option (SCO) <sup>15</sup>
Reference period for the single operation	<ul style="list-style-type: none"> <li>duration of the operation</li> </ul>
Baseline for the single operation	<ul style="list-style-type: none"> <li>zero</li> </ul>
Target value	<ul style="list-style-type: none"> <li>CR05.1 GT of their vessels planned to be withdrawn</li> <li>CR05.2 kW of their vessels planned to be withdrawn</li> </ul>
Achieved value	<ul style="list-style-type: none"> <li>CR05.1 GT of their vessels actually withdrawn</li> <li>CR05.2 kW of their vessels actually withdrawn</li> </ul>
Example at the operation level	<p>A fisher scraps his or her vessel, making use of the opportunity offered by the MA following the decision of national authorities to adjust the fleet capacity to the available fishing opportunities.</p> <p>The fisher reports the FFR number of the scrapped vessel and its capacity in GT and kW as per the official registration documentation.</p>

<sup>15</sup> Working paper: EMFAF simplified cost options, can be found at [www.famenet.eu](http://www.famenet.eu) under “Working papers, reports and publications”

<b>CR06</b>	<b>Jobs created</b>
Indicator name	Jobs created
Measurement unit	Number of persons
Definition	Employment of staff due to EMFAF investment (employed or self-employed for pay, profit or family gain)
Further clarification	<p>Jobs should be created according to the legal provision of the MS. The value of the CR is based on the report by the beneficiary based on their employment record.</p> <p>Reporting half-persons is possible to approximate the full time equivalent approach; the calculation is as follows:</p> <ul style="list-style-type: none"> <li>• full-time = 1 person</li> <li>• part-time = 0.5 person</li> <li>• seasonal or irregular = 0.3 person</li> <li>• in the case of individual fishers, the value is based on their own assessment</li> <li>• if no company records are available, fishers should estimate that the job created is either full- or part-time</li> <li>• in the case of companies, the jobs created should be based on company records</li> <li>• people employed temporarily to work on realisation of the operation (e.g. fisheries LAG management, project coordination, researchers) should not be recorded here</li> <li>• in the case of representative organisations such as POs the value is based on their own assessment</li> <li>• jobs are expected to be permanent or – in the case of seasonal jobs – recurring</li> <li>• jobs are considered at the beneficiary level</li> <li>• the indicator does not take account of qualitative factors such as educational level or salary</li> </ul>
Further clarification direct management	This covers only the beneficiary of the grant, financial instrument or assistance, not those benefiting from data or information services.
<b>Programme level</b>	
Clarification	<ul style="list-style-type: none"> <li>• in the programme the indicator should provide the number of jobs created with EMFAF support</li> </ul>
Baseline value	<ul style="list-style-type: none"> <li>• the baseline value in the programme is zero</li> </ul>
Target values	<ul style="list-style-type: none"> <li>• target values should be defined separately for each specific objective</li> <li>• target values are expressed in persons, half persons are possible</li> <li>• estimation of target values could be based on surveys among beneficiaries, studies, statistics or experience from the programming period 2014-2020</li> <li>• the target value achievements will be calculated based on the sum of results achieved at operational level</li> </ul>
<b>Operation level</b>	
Inputs from the beneficiary	<ul style="list-style-type: none"> <li>• number of newly created jobs (persons)</li> <li>• the result indicator value should be as close as possible to the unit or location implementing the operation; if this is not possible, the number of jobs created during the operation should be linked to the whole company</li> <li>• in the case of large companies, it should be linked to the relevant department involved in the operation</li> </ul>
Inputs from other sources	n/a

<b>CR06</b>	<b>Jobs created</b>
Inputs from the MA/ Input from contracting authority (direct management)	<ul style="list-style-type: none"> <li>the MA might assist beneficiaries to define the number of persons in case of part time employees</li> </ul>
Reference period for the single operation	<ul style="list-style-type: none"> <li>duration of the operation</li> </ul>
Baseline for the single operation	<ul style="list-style-type: none"> <li>zero</li> </ul>
Target value	<ul style="list-style-type: none"> <li>ex-ante assumption of the target value</li> </ul>
Achieved value	Number of newly created jobs (persons) at completion or up to a certain number of years after completion of the operation, depending on the MA rules for data collection (the general rule is: the later, the better)
Example at the operation level	An entrepreneurial young fisherwoman decides to start her own business and uses EMFAF funding to develop her own small-scale commercial fishing company. The new company hires a full-time salesperson and a part-time logistics assistant. These jobs would not be there without EMFAF support. The beneficiary reports 1.5 persons with jobs created.

<b>CR07</b>	<b>Jobs maintained</b>
Indicator name	Jobs maintained
Measurement unit	Number of persons
Definition	Retention of staff due to EMFAF investment (employed or self-employed for pay, profit or family gain)
Further clarification	<p>The indicator includes only jobs that would have been lost without the EMFAF operation.</p> <p>The value of the CR is based on the report by the beneficiary based on their employment record.</p> <p>Reporting half-persons is possible to approximate the full time equivalent approach; the calculation is as follows:</p> <ul style="list-style-type: none"> <li>full-time = 1 person</li> <li>part-time = 0.5 person</li> <li>seasonal or irregular = 0.3 person</li> <li>in the case of individual fishers, the value is based on their own assessment</li> <li>if no company records are available, fishers should estimate that the job created is either full- or part-time</li> <li>in the case of companies, the jobs created should be based on company records</li> <li>people employed temporarily to work on realisation of the operation (e.g. fisheries LAG management, project coordination, researchers) should not be recorded here</li> <li>in the case of representative organisations such as POs the value is based on their own assessment</li> <li>jobs are expected to be permanent or – in the case of seasonal jobs – recurring</li> <li>jobs are considered at the beneficiary level</li> <li>the indicator does not take account of qualitative factors such as educational level or salary</li> </ul>

<b>CR07</b>	<b>Jobs maintained</b>
Further clarification direct management	For direct management this only covers the beneficiary of grant or financial instrument, not those benefiting from assistance or data access
<b>Programme level</b>	
Clarification	<ul style="list-style-type: none"> <li>in the programme the indicator should provide the estimated number of jobs maintained following EMFAF support</li> </ul>
Baseline value	<ul style="list-style-type: none"> <li>the baseline value in the programme is zero</li> </ul>
Target values	<ul style="list-style-type: none"> <li>target values should be defined separately for each specific objective</li> <li>target values are expressed in persons</li> <li>estimation of target values could be based on surveys of beneficiaries, studies, statistics or experience from the programming period 2014-2020</li> <li>the target value achievements will be calculated based on the sum of results achieved at operational level</li> </ul>
<b>Operation level</b>	
Inputs from the beneficiary	<ul style="list-style-type: none"> <li>number of jobs maintained (persons)</li> <li>the result indicator value should be as close as possible to the unit or location implementing the operation</li> <li>if this is not possible, the number of jobs maintained during the operation should be linked to the whole company</li> <li>in the case of large companies, it should be linked to the relevant department involved in the operation</li> </ul>
Inputs from other sources	n/a
Inputs from the MA/ Input from contracting authority (direct management)	<ul style="list-style-type: none"> <li>the MA might assist beneficiaries to define the number of persons in case of part time employees</li> </ul>
Reference period for the single operation	<ul style="list-style-type: none"> <li>duration of the operation</li> </ul>
Baseline for the single operation	<ul style="list-style-type: none"> <li>zero</li> </ul>
Target value	<ul style="list-style-type: none"> <li>ex-ante assumption of the target value</li> </ul>
Achieved value	<ul style="list-style-type: none"> <li>number of jobs maintained (persons) at the completion of the operation</li> </ul>
Example at the operation level	<p>A local aquaculture producer loses market shares due to price competition and inefficient production equipment. EMFAF helps them invest in new processing facilities and thus they are able to produce with increases cost efficiency. None of the employees needs to be laid off.</p> <p>The beneficiary registers the number of employees that would have been fired but were kept in the business with the EMFAF support.</p>

<b>CR08</b>	<b>Persons benefiting</b>
Indicator name	Persons benefiting
Measurement unit	Number of persons
Definition	Persons directly benefiting from an activity with EMFAF support, for example training, installation of new equipment, provision of improved services, temporary cessation, etc.
Further clarification	<ul style="list-style-type: none"> <li>as a general rule, a conservative estimate is recommended – for example, only people actively participating in a training course, not their colleagues not attending, although they benefit indirectly, or only the specific users of a local service, not the municipality as a whole (a few thousand people)</li> <li>in the case of large companies, the number of persons benefitting should be calculated at the level of departments directly involved</li> </ul> <p>Examples include:</p> <ul style="list-style-type: none"> <li>participants in a training session or a meeting</li> <li>persons acquiring new skills or knowledge</li> <li>fishers benefiting from temporary cessation</li> <li>number of people benefiting from acquisition of safety equipment or improved working conditions on board and on land in the fisheries sector (fishing, aquaculture, processing)</li> <li>number of people benefiting from new or improved local services</li> </ul>
Further clarification direct management	As for shared management
<b>Programme level</b>	
Clarification	<ul style="list-style-type: none"> <li>in the programme the indicator is the number of persons benefitting thanks to EMFAF support</li> </ul>
Baseline value	<ul style="list-style-type: none"> <li>the baseline value in the programme is zero</li> </ul>
Target values	<ul style="list-style-type: none"> <li>target values should be defined separately for each specific objective</li> <li>estimation of target values could be based on monitoring data and experience from the programming period 2014-2020</li> <li>the target value achievements will be calculated based on the sum of results achieved at operational level</li> </ul>
<b>Operation level</b>	
Input from beneficiary	<ul style="list-style-type: none"> <li>number of persons directly benefiting from the actions, e.g. receiving training, using safety equipment, participating in a knowledge exchange, benefiting from temporary cessation</li> <li>if it is not possible to estimate the number of persons benefitting directly from the operation, it is also possible to calculate the number of employees of the companies addressed by the beneficiary</li> <li>double counting can easily occur and should be avoided where possible</li> </ul>
Inputs from other sources	n/a
Inputs from the MA/ Input from contracting authority (direct management)	n/a
Reference period for the single operation	<ul style="list-style-type: none"> <li>duration of the operation</li> </ul>
Baseline for the single operation	<ul style="list-style-type: none"> <li>zero</li> </ul>

<b>CR08</b>	<b>Persons benefiting</b>
Target value	<ul style="list-style-type: none"> <li>ex-ante assumption of the target value</li> <li>target values estimated ex-ante should be chosen based on realistic assumptions</li> </ul>
Achieved value	<ul style="list-style-type: none"> <li>number of persons benefitting at the completion of the operation</li> </ul>
Example at the operation level	<p>A local committee of lobster fishers organises a training course using EMFAF funding to teach the practice of v-notching their local lobster stock. By making a small notch in the tail of each egg-bearing female lobster they encounter, they can quickly identify breeding lobsters and thus protect the stock.</p> <p>For this operation, the organisers of the event would provide the total number of individuals who participated in the event and completed the training.</p>

<b>CR09.1/CR09.2</b>	<b>Area addressed by operations contributing to good environmental status, protecting, conserving, and restoring biodiversity and ecosystems</b>
Indicator name	Area addressed by operations contributing to good environmental status, protecting, conserving and restoring biodiversity and ecosystems (km <sup>2</sup> )
	Area addressed by operations contributing to good environmental status, protecting, conserving and restoring biodiversity and ecosystems (km)
Measurement unit	<p>CR09.1</p> <ul style="list-style-type: none"> <li>km<sup>2</sup> of marine protected area (MPA)</li> <li>km<sup>2</sup> of Natura 2000 area</li> <li>km<sup>2</sup> of other protected area (e.g. inland water)</li> </ul> <p>CR09.2</p> <ul style="list-style-type: none"> <li>km of river or river segment</li> </ul>
Definition	Protected area as per its Standard Data Form (for Natura 2000 areas) or, in the case of other MPAs, its designation decree
Further clarification	<ul style="list-style-type: none"> <li>the entire protected area in which the operation occurs should be counted, regardless of the extent of a specific operation, unless there is a distinct spatial focus of the operation, and an exact measurement of km<sup>2</sup> is possible and meaningful (alternatively CR10 can be used)</li> <li>this includes establishing new areas but also protecting and restoring biodiversity or ecosystems in an area that already has protected status</li> <li>formal or legal protected status of the area is not required</li> <li>it is sufficient that an operation is within the designated area and is clearly linked to the conservation management of the area in accordance with the requirements under the Birds 2009/147/EC or Habitats 92/43/EEC directives or the MSFD 2008/56/EC (see also CFP Article 11)</li> <li>other types of protected areas should be linked to the national ecosystem protection strategies or other relevant strategies</li> <li>this indicator can be also used for aquaculture providing environmental services when the type of operation is “27 Environmental services” when the farm is inside such a protected area. In that case the beneficiary should only provide the area of the farm within the protected area.</li> </ul>
Further clarification direct management	n/a
<b>Programme level</b>	
Clarification	<ul style="list-style-type: none"> <li>in the programme the indicator is km<sup>2</sup> or km of protected area addressed with EMFAF support</li> </ul>



CR09.1/CR09.2	Area addressed by operations contributing to good environmental status, protecting, conserving, and restoring biodiversity and ecosystems
Baseline value	<ul style="list-style-type: none"> <li>the baseline value in the programme is zero for CR09.1 and CR09.2</li> </ul>
Target values	<ul style="list-style-type: none"> <li>target values should be defined separately for each specific objective</li> <li>estimation of target values could be based on experience from the programming period 2014-2020, or on national strategies and plans</li> <li>the target value achievements will be calculated based on the sum of results achieved at operational level</li> </ul>
<b>Operation level</b>	
Inputs from the beneficiary	<ul style="list-style-type: none"> <li>CR09.1 km<sup>2</sup> of the protected area concerned</li> <li>CR09.2 km of protected river</li> <li>double counting, for example when the same protected area or river management body is beneficiary of two separate operations, can occur easily and should be avoided where possible or flagged for example by including the area code in the project name</li> <li>In case of aquaculture providing environmental services (i.e. the type of operation is “27 Environmental services”) the beneficiary should only provide the area of the farm within the protected area and not the spatial extent of the entire area.</li> </ul>
Inputs from other sources	<ul style="list-style-type: none"> <li>agencies responsible for the management of protected areas can deliver the list of officially designated MPAs at a reference date, which should contain the spatial extent as a verification of the beneficiary data</li> </ul>
Inputs from the MA/Input from contracting authority (direct management)	<ul style="list-style-type: none"> <li>the MA should make sure to use the correct measurement unit (km<sup>2</sup>) and check the conversions of figures in other units (e.g. hectares or acres) from the beneficiary or other sources</li> <li>the MA should add the area code in the name of the operation in Infosys to reduce double counting</li> </ul>
Reference period for the single operation	<ul style="list-style-type: none"> <li>duration of the operation</li> </ul>
Baseline for the single operation	The baseline value is zero
Target value	<ul style="list-style-type: none"> <li>ex-ante assumption of the target value</li> </ul>
Achieved value	<p>CR09.1</p> <ul style="list-style-type: none"> <li>km<sup>2</sup> of marine protected area (MPA) at completion of the operation</li> <li>km<sup>2</sup> of Natura 2000 area at completion of the operation</li> <li>km<sup>2</sup> of other protected area (e.g. inland water) at completion of the operation</li> </ul> <p>CR09.2</p> <ul style="list-style-type: none"> <li>km of river or river segment</li> </ul>
Example at the operation level	<p>A Natura 2000 management body invests in infrastructure needed for habitat and species protection. The situation of biodiversity and ecosystems is improved in the specific Natura 2000 area. The beneficiary reports the extent of the area as per its Standard Data.</p> <p>An aquaculture operator uses cultivation techniques that support biodiversity, enhance the landscape, and improve the quality of water, air and soil such as extensive farming within a protected area. The beneficiary reports the spatial of extent of her farm only (in km<sup>2</sup>).</p>

<b>CR10</b>	<b>Actions contributing to good environmental status including nature restoration, conservation, protection of ecosystems, biodiversity, fish health and welfare</b>
Indicator name	Actions contributing to good environmental status including nature restoration, conservation, protection of ecosystems, biodiversity, fish health and welfare
Measurement unit	Number of actions
Definition	Actions protecting, conserving and restoring biodiversity and ecosystems that CANNOT be expressed in terms of area (being a point action or intangible)
Further clarification	<ul style="list-style-type: none"> <li>• Actions can relate to:</li> <li>• conservation measures under Article 7 and Article 11 (if not covered by CR09) of the CFP Regulation</li> <li>• restoring ecological continuity of rivers, restocking of marine and inland water, environmental services and specific investments for improving aquatic habitats and biodiversity such as investment in demarcating areas, artificial reefs, rebuilding fish banks, river revitalisation</li> <li>• refurbishment and equipment of vessels to meet CFP and IMP requirements</li> <li>• marine litter collection</li> <li>• animal welfare</li> <li>• extraordinary cessation when dictated by conservation reasons</li> <li>• collection or processing of data to measure environmental status</li> <li>• development of indicators for the environment</li> <li>• aquaculture providing environmental services (in case no spatial extent can be reported under CR09.1)</li> </ul>
Further clarification direct management	Only one indicator per action (yes/no)
<b>Programme level</b>	
Clarification	<ul style="list-style-type: none"> <li>• in the programme the indicator is the number of actions addressing nature restoration and protection needs of biodiversity and ecosystems with EMFAF support</li> </ul>
Baseline value	<ul style="list-style-type: none"> <li>• the baseline value in the programme is zero</li> </ul>
Target values	<ul style="list-style-type: none"> <li>• target values should be defined separately for each specific objective</li> <li>• estimation of target values could be based on experience from the programming period 2014-2020, or on national strategies and plans</li> <li>• the target value achievements will be calculated based on the sum of results achieved at operational level</li> <li>• one operation can include one or several actions</li> </ul>
<b>Operation level</b>	
Inputs from the beneficiary	<ul style="list-style-type: none"> <li>• number of actions implemented</li> </ul>
Inputs from other sources	n/a
Inputs from the MA/ Input from contracting authority (direct management)	<ul style="list-style-type: none"> <li>• advice to the beneficiary in terms of what constitutes an action</li> <li>• the MA could add the area code in the name of the operation in Infosys to reduce double counting</li> </ul>
Reference period for the single operation	<ul style="list-style-type: none"> <li>• duration of the operation</li> </ul>

<b>CR10</b>	<b>Actions contributing to good environmental status including nature restoration, conservation, protection of ecosystems, biodiversity, fish health and welfare</b>
Baseline for the single operation	<ul style="list-style-type: none"> <li>the baseline value is zero</li> </ul>
Target value	<ul style="list-style-type: none"> <li>ex-ante assumption of the target value</li> </ul>
Achieved value	<ul style="list-style-type: none"> <li>number of actions implemented at the completion of the operation</li> </ul>
Example at the operation level	<p>The beneficiary, the national agency for biodiversity, works with the regional fisheries committees and Natura 2000 management bodies to develop a guide for the implementation of management and mitigation measures. Three pilot schemes are implemented in an equal number of protected areas.</p> <p>The beneficiary reports four actions (one guide and three pilots).</p>

<b>CR11</b>	<b>Entities increasing social sustainability</b>
Indicator name	Entities increasing social sustainability
Measurement unit	Number of entities
Definition	Number of entities that contribute to social sustainability (well-being and fair standard of living)
Further clarification	<p>Actions related to improving gender equality, employment of long-term unemployed, and people with disabilities.</p> <p>Indicator to address the social objectives of the EMFAF. Examples are:</p> <ul style="list-style-type: none"> <li>employment of people who are older than 54, disadvantaged, long-term unemployed, inactive, refugees, people with disabilities</li> <li>improved working conditions</li> <li>improved health and safety conditions</li> <li>better work-life balance</li> <li>involving disadvantaged communities</li> <li>entities include businesses, fisheries LAGs, NGOs and POs</li> </ul>
Further clarification direct management	This covers only the beneficiary of the grant, contract or financial instrument
<b>Programme level</b>	
Clarification	<ul style="list-style-type: none"> <li>in the programme the indicator is the number of entities increasing social sustainability following EMFAF support</li> </ul>
Baseline value	<ul style="list-style-type: none"> <li>the baseline value in the programme is zero</li> </ul>
Target values	<ul style="list-style-type: none"> <li>target values should be defined separately for each specific objective</li> <li>estimation of target values could be based on a share of the average number of entities participating in EMFAF compared to the share of total entities in the MS that address social sustainability</li> <li>the target value achievements will be calculated based on the sum of results achieved at operational level</li> </ul>
<b>Operation level</b>	
Inputs from the beneficiary	<ul style="list-style-type: none"> <li>number of entities</li> </ul>
Inputs from other sources	n/a

<b>CR11</b>	<b>Entities increasing social sustainability</b>
Inputs from the MA/ Input from contracting authority (direct management)	n/a
Reference period for the single operation	<ul style="list-style-type: none"> <li>duration of the operation</li> </ul>
Baseline for the single operation	<ul style="list-style-type: none"> <li>the baseline value is zero</li> </ul>
Target value	<ul style="list-style-type: none"> <li>ex-ante assumption of the target value</li> </ul>
Achieved value	<ul style="list-style-type: none"> <li>number of entities at completion of the operation</li> </ul>
Example at the operation level	<p>The beneficiary, a fisheries LAG, helps a cooperative of fishers and a women's club in a coastal community to develop a job swapping mechanism for seasonal jobs to increase the employment of people over 54.</p> <p>The beneficiary reports two entities increasing social sustainability (the fishers' cooperative and the women's club).</p>

<b>CR12</b>	<b>Effectiveness of the system for "collection, management and use of data"</b>
Indicator name	Effectiveness of the system for "collection, management and use of data"
Measurement unit	Ordinal scale: 3 = high, 2 = medium, 1 = low
Definition	<p>Ability of state authorities, agencies and related bodies to meet the requirements of the regulations relating to data collection (Regulation (EU) 2017/1004 and related legislation).</p> <p>The quality of the national data collection programme responses is assessed by STECF. The assessment of the improvement made and the selection of the value is done by the MA and/or the national correspondent.</p>
Further clarification	<ul style="list-style-type: none"> <li>this CR relates to the whole national data collection program as outlined in the corresponding National Work Plan (Article 6 of EU 2017/1004 and/or forthcoming regulations)</li> <li>the data collection programme is composed of several parts, which may be funded together or separately in different MS; however, the CR is not related to separate individual operations which may be funded by EMFAF for this purpose</li> <li>in case the MS reports various operations, all operations in a given year should have the same values</li> <li>the judgment of effectiveness is provided by the National Correspondent, who is responsible for the implementation of the whole data collection programme based on correspondence with the STECF</li> <li>for the landlocked countries the CR relates to their implementation of their programme, which, in contrast to the coastal MS might just include a number of pilot studies</li> </ul>
Further clarification direct management	n/a
<b>Programme level</b>	
Clarification	<ul style="list-style-type: none"> <li>in the programme the indicator is the change in the effectiveness of the system for "collection, management and use of data" of the required quality following EMFAF support</li> </ul>

<b>CR12</b>	<b>Effectiveness of the system for “collection, management and use of data”</b>
Baseline value	<ul style="list-style-type: none"> <li>the baseline value of this indicator cannot be lower than 1</li> </ul>
Target values	<ul style="list-style-type: none"> <li>the target value should always be greater than or equal to the baseline value</li> <li>estimation of target values could be based on monitoring data and experience from the programming period 2014-2020</li> <li>it is assumed that there is only a limited number of operations, e.g. two per programming period corresponding to the DCF work programmes</li> </ul>
<b>Operation level</b>	
Inputs from the beneficiary	<ul style="list-style-type: none"> <li>judgement by the National Correspondent, supported by a brief justification for the MA’s records</li> </ul>
Inputs from other sources	<ul style="list-style-type: none"> <li>judgement of the National Correspondent can be based on the annual STECF report “Evaluation of DCF AR and transmission issues, Annex 2 – Data Transmission Results” or other suitable official documentation</li> </ul>
Inputs from the MA/ Input from contracting authority (direct management)	n/a
Reference period for the single operation	<ul style="list-style-type: none"> <li>duration of the operation</li> </ul>
Baseline for the single operation	<ul style="list-style-type: none"> <li>the baseline value of this indicator cannot be lower than 1</li> </ul>
Target value	<ul style="list-style-type: none"> <li>ex-ante assumption of the target value</li> </ul>
Achieved value	<ul style="list-style-type: none"> <li>effectiveness of the system for “collection, management and use of data” at completion of the operation</li> </ul>
Example at the operation level	<p>The MS responds to the data calls and its obligations according to the national data collection programme. The STECF assesses the quality of the responses and documents them in the annual STECF reports and related annexes. The MA or the national correspondent reviews and synthesizes the STECF reports and decides for one of the values possible (1, 2, 3).</p> <p>If more than one operation is implemented in one year, they should have the same value.</p>

<b>CR13</b>	<b>Cooperation activities between stakeholders</b>
Indicator name	Cooperation activities between stakeholders
Measurement unit	Number of actions
Definition	Number of new sustainable cooperation activities implemented that involve more than one partner/entity/institution (includes businesses, fisheries LAGs, NGOs, POs, APOs, IBOs, training and governmental organisations)
Further clarification	<p>Cooperation is defined as any activity that includes two or more partners/entities/institutions. The cooperation should involve a sustainable result such as an agreement, initiative, joint business, project, product, innovation, memorandum of understanding, consultation process, joint learning, etc.</p> <p>Cooperation includes for example:</p> <ul style="list-style-type: none"> <li>cooperation on fisheries control and coastguard operations (e.g. Frontex and EFCA)</li> </ul>

<b>CR13</b>	<b>Cooperation activities between stakeholders</b>
	<ul style="list-style-type: none"> <li>regional maritime cooperation in support of integrated governance and maritime policy management</li> <li>cooperation among ministries, agencies or regions within a single MS</li> <li>cooperation with other MS, EU agencies or initiatives</li> <li>cooperation with third countries</li> </ul> <p>CLLD cooperation includes:</p> <ul style="list-style-type: none"> <li>all types of partners (fishers, researchers, local authorities, businesses, NGOs etc.)</li> </ul>
Further clarification direct management	Ocean partnerships, coastguard, RFMO support
<b>Programme level</b>	
Clarification	<ul style="list-style-type: none"> <li>in the programme the indicator is the number of newly created cooperation activities following EMFAF support</li> </ul>
Baseline value	<ul style="list-style-type: none"> <li>the baseline value in the programme is zero</li> </ul>
Target values	<ul style="list-style-type: none"> <li>target values should be defined separately for each specific objective</li> <li>estimation of target values could be based on monitoring data, surveys and experience from the programming period 2014-2020</li> <li>the target value achievements will be calculated based on the sum of results achieved at operational level</li> <li>the target values may be close to estimated output values</li> </ul>
<b>Operation level</b>	
Inputs from the beneficiary	<ul style="list-style-type: none"> <li>number of cooperation activities</li> <li>the result indicator value should be as close as possible to the unit or location implementing the operation</li> </ul>
Inputs from other sources	n/a
Inputs from the MA/ Input from contracting authority (direct management)	n/a
Reference period for the single operation	<ul style="list-style-type: none"> <li>duration of the operation</li> </ul>
Baseline for the single operation	<ul style="list-style-type: none"> <li>the baseline value is zero</li> </ul>
Target value	<ul style="list-style-type: none"> <li>ex-ante assumption of the target value</li> <li>target values estimated ex-ante should be chosen based on realistic assumptions</li> </ul>
Achieved value	<ul style="list-style-type: none"> <li>number of cooperation actions implemented involving more than one partner/entity/institution addressed at the completion of the operation</li> </ul>
Example at the operation level	An NGO and a local research institute use EMFAF funds to combine their resources and expertise to research the effects of a cessation of fishing activities on the local cod stock. This operation results in one "cooperation activity" and thus the beneficiaries would report a value of 1 for CR13: "Cooperation activities between stakeholders" at the operation level.

<b>CR14</b>	<b>Innovations enabled</b>
Indicator name	Innovations enabled
Measurement unit	Number of new products, services, processes, business models or methods
Definition	Number of innovations, which are implemented or tested for new products, services, processes or business models
Further clarification	<p>Innovation activities include all developmental, financial and commercial activities undertaken by a firm that are intended to result in an innovation for the firm. The OSLO manual defines<sup>16</sup>:</p> <ul style="list-style-type: none"> <li>• business innovation is a new or improved product or business process (or combination thereof) that differs significantly from the firm's previous products or business processes and that has been introduced on the market or brought into use by the firm.</li> <li>• product innovation is a new or improved good or service that differs significantly from the firm's previous goods or services and that has been introduced on the market.</li> <li>• business process innovation is a new or improved business process for one or more business functions that differs significantly from the firm's previous business processes and that has been brought into use by the firm.</li> </ul> <p>In the EMFAF context this may include:</p> <ul style="list-style-type: none"> <li>• identification or application of innovations that are useful in finding marketing solutions</li> <li>• identification or application of new ideas that are useful in finding solutions to issues of business processes (e.g. more sustainable fishing)</li> <li>• identification or application of new ideas that result in new products and services (e.g. environmental and social services)</li> <li>• support for changes or improvements in a series of linked tasks or activities to better help businesses reach their goals</li> </ul> <p>Studies, research and advice on potential innovations in the future are excluded.</p>
Further clarification direct management	<ul style="list-style-type: none"> <li>• for direct management this should only include innovations enabled through a grant or financial instrument to a beneficiary – not those supported by assistance or data services</li> <li>• for direct management there should normally be a maximum of one innovation per action</li> </ul>
<b>Programme level</b>	
Clarification	<ul style="list-style-type: none"> <li>• in the programme the indicator is the number of innovations enabled following EMFAF support</li> </ul>
Baseline value	<ul style="list-style-type: none"> <li>• the baseline value in the programme is zero</li> </ul>
Target values	<ul style="list-style-type: none"> <li>• target values should be defined separately for each specific objective</li> <li>• estimation of target values could be based on monitoring data, surveys and experience from the programming period 2014-2020</li> <li>• the target value achievements will be calculated based on the sum of results achieved at operational level</li> <li>• one operation can include one or several innovations, hence the estimated value can be close to the estimated output value</li> </ul>

<sup>16</sup> Oslo Manual 2018: Guidelines for Collecting, Reporting, and Using Data on Innovation

CR14	Innovations enabled
<b>Operation level</b>	
Inputs from the beneficiary	<ul style="list-style-type: none"> <li>number of innovations enabled</li> <li>the result indicator value should be as close as possible to the unit or location implementing the operation</li> </ul>
Inputs from other sources	n/a
Inputs from the MA/ Input from contracting authority (direct management)	n/a
Reference period for the single operation	<ul style="list-style-type: none"> <li>duration of the operation</li> </ul>
Baseline for the single operation	<ul style="list-style-type: none"> <li>the baseline value is zero</li> </ul>
Target value	<ul style="list-style-type: none"> <li>ex-ante assumption of the target value</li> </ul>
Achieved value	<ul style="list-style-type: none"> <li>number of innovations per operation at completion, or up to a certain number of years after the completion of the operation, depending on the MA rules for data collection (the general rule is: the later, the better).</li> </ul>
Example at the operation level	<p>The beneficiary, a research institute with EMFAF support, in cooperation with a local fishing fleet develops a new trawl monitoring system in hopes of reducing harm to local fauna. The local fishers adopt the system.</p> <p>The beneficiary reports one innovation enabled.</p>

CR15	Control means installed or improved
Indicator name	Control means installed or improved
Measurement unit	Number of means
Definition	Number of new control means installed, as specified in the EMFAF regulation Article 22.2.a, b and c
Further clarification	<ul style="list-style-type: none"> <li>this CR aims specifically at the results of Article 22.2.a, b and c equipment installed to meet the legal requirements, though equipment providing more than the legal requirement is also eligible.</li> <li>the CR counts the number of installed or improved means, not the type of instrument.</li> <li>these include, according to the regulation, “the purchase, installation and management on vessels of the necessary components and devices for:</li> <li>compulsory vessel tracking and electronic reporting systems used for control purposes</li> <li>compulsory remote electronic monitoring systems used for controlling the implementation of the landing obligation</li> <li>compulsory continuous measurement and recording of propulsive engine power”</li> <li>for land-locked countries this CR can be used also to include electronic tracking and reporting systems used for control purposes on land</li> </ul>
Further clarification direct management	n/a



<b>CR15</b>	<b>Control means installed or improved</b>
<b>Programme level</b>	
Clarification	<ul style="list-style-type: none"> <li>in the programme the indicator is the number of control means installed following EMFAF support</li> </ul>
Baseline value	<ul style="list-style-type: none"> <li>the baseline value in the programme is zero</li> </ul>
Target values	<ul style="list-style-type: none"> <li>estimation of target values could be based on expert knowledge, statistics, monitoring data, surveys and experience from the programming period 2014-2020</li> <li>the target value achievements will be calculated based on the sum of results achieved at operational level</li> <li>the target values may be close to estimated output values</li> </ul>
<b>Operation level</b>	
Inputs from the beneficiary	<ul style="list-style-type: none"> <li>number of means installed</li> <li>FFR number (if installed on board a vessel)</li> </ul>
Inputs from other sources	n/a
Inputs from the MA/ Input from contracting authority (direct management)	<ul style="list-style-type: none"> <li>number of control means installed, as supported under Article 22.2.a, b and c</li> </ul>
Reference period for the single operation	<ul style="list-style-type: none"> <li>duration of the operation</li> </ul>
Baseline for the single operation	<ul style="list-style-type: none"> <li>the baseline value is zero</li> </ul>
Target value	<ul style="list-style-type: none"> <li>ex-ante assumption of the target value</li> </ul>
Achieved value	<ul style="list-style-type: none"> <li>number of new control means installed at completion of the operation</li> </ul>
Example at the operation level	A vessel owner buys and installs new VMS and ERS on their vessel. The beneficiary would report a value of two, as he installs two different control means, as well as the FFR number of the vessel.

<b>CR16</b>	<b>Entities benefiting from promotion and information activities</b>
Indicator name	Entities benefiting from promotion and information activities
Measurement unit	Number of entities
Definition	<ul style="list-style-type: none"> <li>number of entities (e.g. fisheries/processing companies, NGOs) as well as companies of any kind that are not grant beneficiaries but which benefit directly from promotion- and information-related operations implemented by the grant beneficiary</li> <li>differs from “persons benefitting” in that it does not include any individual persons unless they are sole operators</li> </ul>
Further clarification	<ul style="list-style-type: none"> <li>for example, if a regional authority or a PO participates in trade fairs, market promotion activities etc., the fishers (as a business entity) of the region or the members of the PO are represented and thus benefit directly; the same applies to any fish processing companies or retailers who benefit</li> <li>this indicator is not about the number of companies or people who visit the trade fair or the pavilion of the beneficiary</li> <li>entities include businesses, fisheries LAGs, NGOs, POs, etc.</li> </ul>

<b>CR16</b>	<b>Entities benefiting from promotion and information activities</b>
Further clarification direct management	<ul style="list-style-type: none"> <li>• for events, this should be those exhibiting, pitching and promoting their activities – not those attending</li> <li>• for direct management it covers only private entities</li> <li>• for direct management it should not include closed workshops</li> </ul>
<b>Programme level</b>	
Clarification	<ul style="list-style-type: none"> <li>• in the programme the indicator is the number of business entities benefiting from promotion and information activities following EMFAF support</li> </ul>
Baseline value	<ul style="list-style-type: none"> <li>• the baseline value in the programme is zero</li> </ul>
Target values	<ul style="list-style-type: none"> <li>• target values should be defined separately for each specific objective</li> <li>• estimation of target values could be based on surveys and experience from the programming period 2014-2020</li> <li>• the target value achievements will be calculated based on the sum of results achieved at operational level</li> <li>• the target value might be based on beneficiary surveys</li> </ul>
<b>Operation level</b>	
Inputs from the beneficiary	<ul style="list-style-type: none"> <li>• entities benefiting from promotion and information activities (e.g. participants on a stand at a fair, or in an information event)</li> <li>• the result indicator value should be as close as possible to the unit or location implementing the operation</li> <li>• double counting can occur easily and should be avoided where possible</li> </ul>
Inputs from other sources	n/a
Inputs from the MA/ Input from contracting authority (direct management)	n/a
Reference period for the single operation	<ul style="list-style-type: none"> <li>• duration of the operation</li> </ul>
Baseline for the single operation	<ul style="list-style-type: none"> <li>• the baseline value is zero</li> </ul>
Target value	<ul style="list-style-type: none"> <li>• ex-ante assumption of the target value</li> <li>• target values estimated ex-ante should be chosen based on realistic assumptions</li> </ul>
Achieved value	<ul style="list-style-type: none"> <li>• entities benefiting from promotion and information activities at completion of the operation</li> </ul>
Example at the operation level	<p>The beneficiary, a regional maritime affairs and fisheries authority, decides to host a community trade fair, using EMFAF funding, for local businesses in the fisheries and aquaculture sector to advertise their products. A total of 20 local businesses participate with a stand or a pavilion. Approximately 2000 visitors attend.</p> <p>The beneficiary reports 20 entities benefiting from promotion and information activities. The number of visitors is irrelevant.</p>

<b>CR17</b>	<b>Entities improving resource efficiency in production and/or processing</b>
Indicator name	Entities improving resource efficiency in production and/or processing
Measurement unit	Number of entities
Definition	Number of sole operators or companies introducing resource-saving technologies and processes including conversion to renewable energy or increasing efficiency through reduced water use, insulation, or reuse of material previously considered waste.
Further clarification	<p>Examples are:</p> <ul style="list-style-type: none"> <li>• reducing or avoiding discharges</li> <li>• reduction of water use</li> <li>• reducing water pollution</li> <li>• increasing efficiency in water consumption through recirculation systems or multi-trophic aquaculture</li> <li>• reduction of energy use and transfer to renewable energy sources</li> <li>• reduction of food waste</li> <li>• multi-use platforms</li> <li>• demonstrators or prototypes</li> </ul> <p>Entities include businesses, fisheries LAGs, NGOs and POs</p>
Further clarification direct management	As for shared management
<b>Programme level</b>	
Clarification	<ul style="list-style-type: none"> <li>• in the programme the indicator is the number of entities improving resource efficiency in production and/or processing following EMFAF support</li> </ul>
Baseline value	<ul style="list-style-type: none"> <li>• the baseline value in the programme should be zero</li> </ul>
Target values	<ul style="list-style-type: none"> <li>• target values should be defined separately for each specific objective</li> <li>• estimation of target values could be based on surveys and experience from the programming period 2014-2020</li> <li>• the target value achievements will be calculated based on the sum of results achieved at operational level</li> </ul>
<b>Operation level</b>	
Inputs from the beneficiary	<ul style="list-style-type: none"> <li>• number of entities improving resource efficiency in production and/or processing</li> <li>• the result indicator value should be as close as possible to the unit or location implementing the operation</li> </ul>
Inputs from other sources	n/a
Inputs from the MA/ Input from contracting authority (direct management)	n/a
Reference period for the single operation	<ul style="list-style-type: none"> <li>• duration of the operation</li> </ul>
Baseline for the single operation	<ul style="list-style-type: none"> <li>• the baseline value is zero</li> </ul>
Target value	<ul style="list-style-type: none"> <li>• ex-ante assumption of the target value</li> </ul>
Achieved value	<ul style="list-style-type: none"> <li>• entities improving resource efficiency in production and/or processing at the time of completion of the operation</li> </ul>

<b>CR17</b>	<b>Entities improving resource efficiency in production and/or processing</b>
Example at the operation level	An aquaculture plant installs solar cells to cover its energy needs. To provide data for this indicator, the beneficiary would report the number of entities, which in this case is one as only the aquaculture plant is an EMFAF beneficiary.

<b>CR18.1/CR18.2</b>	<b>Energy consumption leading to CO<sub>2</sub> emissions reduction</b>
Indicator name	18.1 Energy consumption (on board a vessel/aquaculture/processing) leading to CO <sub>2</sub> emissions reduction (kWh/tonne) 18.2 Energy consumption (on board a vessel/aquaculture/processing) leading to CO <sub>2</sub> emissions reduction (litres/h)
Measurement unit	CR18.1: kWh per tonne CR18.2: litres/h
Definition	Engine modernisation and replacements, and other measures to reduce CO <sub>2</sub> emissions. CO <sub>2</sub> emissions are estimated based on the characteristics of the engine or the new equipment installed: <ul style="list-style-type: none"> <li>• CR18.1: energy consumption of an aquaculture or processing enterprise, expressed in kWh per tonne of produce</li> <li>• CR18.2: energy consumption of new or modernised engines in fishing vessels (expressed in litres of fuel per hour of operation according to the specification of the manufacturer)</li> </ul>
Further clarification	<ul style="list-style-type: none"> <li>• CR18.1: the indicator is a combination of energy consumption and fish production</li> <li>• CR18.2: the indicator measures only theoretical consumption</li> <li>• sector and type of investment are defined in Infosys</li> <li>• the CO<sub>2</sub> emissions reduction will be calculated by DG MARE and MAs only need to report on kWh or litres/h</li> </ul>
Further clarification direct management	n/a
<b>Programme level</b>	
Clarification	<ul style="list-style-type: none"> <li>• CR18.1: in the programme the indicator should express the average change in energy consumption in kWh per tonne (i.e. sum of all changes divided by the number of operations) following EMFAF support</li> <li>• CR18.2: in the programme the indicator should express the average change in energy consumption (i.e. sum of all changes divided by the number of operations) in litres/h following EMFAF support</li> </ul>
Baseline value	<ul style="list-style-type: none"> <li>• the baseline value in the programme is zero.</li> </ul>
Target values	<ul style="list-style-type: none"> <li>• target values should be defined separately for each specific objective</li> <li>• estimation of target values could be based on surveys and experience from the programming period 2014-2020</li> <li>• the target value achievements will be calculated based on the average of the total results achieved at operational level minus the average baseline value at operational level</li> </ul>
<b>Operation level</b>	
Inputs from the beneficiary	<ul style="list-style-type: none"> <li>• CR18.1: calculation based on (a) energy consumption before and after the operation AND (b) volume of production before and after the operation (a/b)</li> </ul>

CR18.1/CR18.2	Energy consumption leading to CO <sub>2</sub> emissions reduction
	<ul style="list-style-type: none"> <li>for cases where no exact numbers are available, estimates based on the energy specifications of the equipment can be used</li> <li>the result indicator value should be as close as possible to the unit or location implementing the operation</li> <li>CR18.2: calculation based on energy consumption in litres/h before and after the operation</li> <li>standardised values based on the energy specifications of the equipment can be used</li> <li>the result indicator value should be as close as possible to the unit or location implementing the operation</li> </ul>
Inputs from other sources	<ul style="list-style-type: none"> <li>CR18.2 fuel consumption per hour on board of a vessel as per technical specifications of the engine manufacturer</li> </ul>
Inputs from the MA/ Input from contracting authority (direct management)	n/a
Reference period for the single operation	<ul style="list-style-type: none"> <li>duration of the operation</li> </ul>
Baseline for the single operation	<ul style="list-style-type: none"> <li>CR18.1: kWh per tonne energy consumption <b>before</b> the operation</li> <li>CR18.2: litres/h per engine <b>before</b> investment</li> </ul>
Target value	<ul style="list-style-type: none"> <li>ex-ante assumption of the target value</li> </ul>
Achieved value	<ul style="list-style-type: none"> <li>CR18.1: kWh per tonne energy consumption at completion, or up to a certain number of years after completion of the operation</li> <li>CR18.2: litres/h (new or modernised engine) at completion of the operation</li> </ul>
Example at the operation level	A fishing company upgrades its vessels with more fuel-efficient engines using EMFAF funding. To provide a reliable indicator for the effectiveness of this operation, the beneficiaries decide to choose CR18.2: "Energy consumption leading to CO <sub>2</sub> emissions reduction litres/h". To provide data for this indicator, the company would need to report data on the litres/h per engine of its vessels before the EMFAF investment, as well as the litres/h per engine of the new or modernised engines at completion of the operation. The values can be based on the engine manufacturers' specifications.

CR19	Actions to improve governance capacity
Indicator name	Actions to improve governance capacity
Measurement unit	Number of actions
Definition	Actions can be any planned and systematic activities increasing institutional capacity and governance for example related to training, joint exercises, operational support, IT systems, investment in other equipment and hardware etc.
Further clarification	<ul style="list-style-type: none"> <li>for shared management it applies to actions related to the support of control agencies or other relevant entities such as hardware investments (installation of IT infrastructure, helicopters, patrol vessels, etc.), software investments (IT programmes, communication and information protocols etc.), and human resources capacity building; the specific purpose should be indicated in the project description in Infosys</li> <li>for shared management it also applies to actions related to the fisheries LAG operation that aim to increase institutional capacity and governance (for</li> </ul>

<b>CR19</b>	<b>Actions to improve governance capacity</b>
	example animation, participation, local strategy development actions, etc.) at the local level, going beyond the fisheries LAG operation alone
Further clarification direct management	<ul style="list-style-type: none"> <li>• for direct management this includes actions for enforcement, coastguards or maritime surveillance</li> <li>• for direct management it applies also to actions related to the support of institutions such advisory councils, RFMOs, United Nations agencies, the COM and the MS (FAMENET)</li> </ul>
<b>Programme level</b>	
Clarification	<ul style="list-style-type: none"> <li>• in the programme for control and enforcement, the indicator is the number of actions addressing control agency institutional capacity and governance with EMFAF support</li> <li>• in the programme for fisheries LAGs the indicator is the number of outreach actions of the fisheries LAG</li> </ul>
Baseline value	<ul style="list-style-type: none"> <li>• the baseline value in the programme is zero</li> </ul>
Target values	<ul style="list-style-type: none"> <li>• target values should be defined separately for each specific objective</li> <li>• estimation of target values could be based on monitoring data, surveys and experience from the programming period 2014-2020</li> <li>• the target value achievements will be calculated based on the sum of results achieved at operational level</li> <li>• the target values may be close to estimated output values</li> </ul>
<b>Operation level</b>	
Inputs from the beneficiary	<ul style="list-style-type: none"> <li>• number of actions</li> </ul> <p>This indicator can be combined with other result indicators at the operation level, for example persons benefitting.</p>
Inputs from other sources	n/a
Inputs from the MA/ Input from contracting authority (direct management)	n/a
Reference period for the single operation	<ul style="list-style-type: none"> <li>• duration of the operation</li> </ul>
Baseline for the single operation	<ul style="list-style-type: none"> <li>• the baseline value is zero</li> </ul>
Target value	<ul style="list-style-type: none"> <li>• ex-ante assumption of the target value</li> <li>• target values estimated ex-ante should be chosen based on realistic assumptions</li> </ul>
Achieved value	<ul style="list-style-type: none"> <li>• number of actions implemented at the completion of the operation</li> </ul>
Example at the operation level	The control agency implements an operation including i) patrol vessels procurement and ii) enhancement of the interoperability with other agencies. The beneficiary reports 2 actions.

<b>CR20</b>	<b>Investment induced</b>
Indicator name	Investment induced
Measurement unit	EUR
Definition	<p>Investment induced after the operation as a direct consequence of an operation's enabling actions, for example:</p> <ul style="list-style-type: none"> <li>• when an operation provides potential investors with feasibility studies, cost benefit analyses etc.</li> <li>• when a grant or financial instrument or assistance to the beneficiary increases investment suitability</li> </ul> <p>Investment can be financed through private or public funds.</p>
Further clarification (e.g. possible exceptions)	<ul style="list-style-type: none"> <li>• not private co-financing of the EMFAF project per se</li> </ul>
Further clarification direct management	<ul style="list-style-type: none"> <li>• for direct management this does not include investment in companies benefiting from publicly available products</li> </ul>
<b>Programme level</b>	
Clarification	<ul style="list-style-type: none"> <li>• in the programme the indicator is the number of investments induced following EMFAF support</li> </ul>
Baseline value	<ul style="list-style-type: none"> <li>• the baseline value in the programme is zero</li> </ul>
Target values	<ul style="list-style-type: none"> <li>• estimation of target values could be based on expert knowledge, statistics, monitoring data, surveys and experience from the programming period 2014-2020</li> <li>• the target value achievements will be calculated based on the sum of results achieved at operational level</li> <li>• the target values may be close to estimated output values</li> </ul>
<b>Operation level</b>	
Inputs from the beneficiary	<ul style="list-style-type: none"> <li>• total amount for concrete investment plans either started or defined in a binding agreement after the operation</li> <li>• this indicator can be combined with other result indicators at the operation level, for example innovations enabled</li> </ul>
Inputs from other sources	n/a
Inputs from the MA/ Input from contracting authority (direct management)	n/a
Reference period for the single operation	<ul style="list-style-type: none"> <li>• duration of the operation and up to two years after completion of the operation</li> </ul>
Baseline for the single operation	<ul style="list-style-type: none"> <li>• zero</li> </ul>
Target value	<ul style="list-style-type: none"> <li>• ex-ante assumption of the target value</li> </ul>
Achieved value	<ul style="list-style-type: none"> <li>• investment induced up to two years after completion of the operation</li> </ul>
Example at the operation level	<p>A research institute develops an innovative product for which market demand exists. When the operation is in the phase of finalisation an investor steps-in and agrees to invest EUR 1 million to bring the innovation to the market. This is sealed with an agreement. The beneficiary reports EUR 1 million as investment induced.</p>

<b>CR21</b>	<b>Datasets and advice made available</b>
Indicator name	Datasets and advice made available
Measurement unit	Number
Definition	<ul style="list-style-type: none"> <li>• datasets made available in a “ready to use” form via a website or a similar data depository. Such datasets should comply with state-of-the-art quality criteria, include metadata, and be in a non-proprietary format.</li> <li>• advice made available in a coherent, final and “standalone” form responding to a request to an institution (e.g. RFMO, advisory councils).</li> <li>• market intelligence (studies/reports/monthly highlights).</li> <li>• can include scientific/ professional publications.</li> </ul>
Further clarification (e.g. possible exceptions)	The indicator excludes ad-hoc responses and incremental improvements/modifications of existing elements
Further clarification direct management	For direct management only the number of sets of advice and intelligence is measured – not the data itself
<b>Programme level</b>	
Clarification	<ul style="list-style-type: none"> <li>• in the programme the indicator is the number of datasets and sets of advice and intelligence made available following EMFAF support</li> </ul>
Baseline value	<ul style="list-style-type: none"> <li>• the baseline value in the programme is zero</li> </ul>
Target values	<ul style="list-style-type: none"> <li>• estimation of target values could be based on expert knowledge, statistics, surveys and experience</li> <li>• the target value achievements will be calculated based on the sum of results achieved at operational level</li> <li>• the target values may be close to estimated output values</li> </ul>
<b>Operation level</b>	
Inputs from the beneficiary	<ul style="list-style-type: none"> <li>• total number of reports and advice made available based on internal reporting and recording systems</li> </ul>
Inputs from other sources	n/a
Inputs from the MA/ Input from contracting authority (direct management)	n/a
Reference period for the single operation	<ul style="list-style-type: none"> <li>• duration of the operation</li> </ul>
Baseline for the single operation	<ul style="list-style-type: none"> <li>• zero</li> </ul>
Target value	<ul style="list-style-type: none"> <li>• ex-ante assumption of the target value</li> </ul>
Achieved value	<ul style="list-style-type: none"> <li>• total number of datasets</li> </ul>
Example at the operation level	<p>A MS develops with EMFAF support an online platform with an open-source database of maritime and fisheries statistics. The data are provided in three packages depending on the fisheries type in the MS and can be downloaded by interested parties.</p> <p>The beneficiary reports three datasets made available on the online platform during the duration of the operation.</p>



<b>CR22</b>	<b>Usage of data and information platforms</b>
Indicator name	Usage of data tools
Measurement unit	Number of page views
Definition	<ul style="list-style-type: none"> <li>number of unique page views over the course of the project</li> </ul>
Further clarification (e.g. possible exceptions)	<ul style="list-style-type: none"> <li>number of unique views counted by visitor counting system of a platform</li> <li>number of unique views by users registered on a restricted database platform</li> </ul>
Further clarification direct management	As for shared management
<b>Programme level</b>	
Clarification	<ul style="list-style-type: none"> <li>in the programme the indicator is the number of views of a database or information platform made available following EMFF support</li> </ul>
Baseline value	<ul style="list-style-type: none"> <li>the baseline value in the programme is zero</li> </ul>
Target values	<ul style="list-style-type: none"> <li>estimation of target values could be based on expert knowledge, statistics, surveys and experience</li> <li>the target value achievements will be calculated based on the sum of results achieved at operational level</li> <li>the target values may be close to estimated output values</li> </ul>
<b>Operation level</b>	
Inputs from the beneficiary	<ul style="list-style-type: none"> <li>number of views in total during the operation</li> </ul>
Inputs from other sources	<ul style="list-style-type: none"> <li>platform's own metrics (e.g. Google Analytics)</li> </ul>
Inputs from the MA/ Input from contracting authority (direct management)	n/a
Reference period for the single operation	<ul style="list-style-type: none"> <li>duration of the operation</li> </ul>
Baseline for the single operation	<ul style="list-style-type: none"> <li>zero</li> </ul>
Target value	<ul style="list-style-type: none"> <li>ex-ante assumption of the target value</li> </ul>
Achieved value	<ul style="list-style-type: none"> <li>number of views over the course of the project</li> </ul>
Example at the operation level	<p>A MS government develops with EMFAF support an online platform with an open-source database of maritime and fisheries statistics.</p> <p>The beneficiary provides the number of unique views on the platform during the duration of the operation using the respective platform's own metrics provisions.</p>

### 3.3.3 Core performance indicators

Core performance indicators	Common result indicators/Infosys
CI 01 - Businesses created	CR03 - Businesses created (number of entities)
CI 02 - Businesses with higher turnover	CR04 - Businesses with higher turnover (number of entities)
CI 03 - Jobs created	CR06 - Jobs created (number of persons)
CI 04 - Jobs maintained	CR07 - Jobs maintained (number of persons)
CI 05 - Persons benefitting	CR08 - Persons benefitting (number of persons)
CI 06 - Actions contributing to a good environmental status, including nature restoration, conservation, protection of ecosystems, biodiversity, animal health and welfare	CR10 - Actions contributing to a good environmental status, including nature restoration, conservation, protection of ecosystems, biodiversity, animal health and welfare (number of actions)
CI 07 - Energy consumption leading to CO <sub>2</sub> emissions reduction	CR18 - Energy consumption leading to CO <sub>2</sub> emissions reduction (kWh/tonnes or litres/h)
CI 08 - Number of SMEs supported	Infosys: Extract data from field 10 (beneficiary) where the code is 04 (Private enterprise - Micro) and 05 (Private enterprise – SME)
CI 09 - Number of fishing vessels equipped with electronic position and catch reporting devices	Infosys: Extract data from field 37 (result indicator) where the code is CR 15 (Control means installed or improved), and for operations where field 04 has a value (Common Fleet Register Number (CFR)). Once duplicates are removed the total number of fishing vessels with control means installed can be reported.
CI 10 - Number of local action groups	The Commission will have to contact the MS to obtain this information.
CI 11 - Number of small scale coastal fishing vessels supported	Infosys: Extract CFR numbers from field 4 and combine them with the length and the gear from the EU Fleet Register.
CI 12 - Usage of data and information platforms	CR22 - Usage of data and information platforms (number of page views)

### 3.4 Infosys structure as per Commission Implementing Regulation 2022/79

Commission Implementing Regulation (EU) 2022/79 defines the Infosys structure. In the period 2021-2027, the Infosys is structured in Annex 1 containing two tables (the main Infosys tables) and Annex 2 containing 10 tables with reference values used in the Annex 1 tables. The tables below contain additional information compared to the Commission Implementing Regulation (EU) 2022/79, for example the column providing links to the Annex VII of the CPR. These links are important as they illustrate how Infosys data can be used to aggregate the CPR Article 42 reports.

#### 3.4.1 Infosys, Annex I, Table 1, Operation description

Infosys CIR content			
No.	Content of fields 2021-2027	Description	Link with Annex VII of CPR
01	CCI	Common code of identification of the programme. Not applicable for direct and indirect management.	
02	Unique identifier of the operation (ID)	Required for all operations supported by the EMFAF.	Table 1, field 13. Table 4, field 6. Table 5, fields 11 and 12.
03	Description of the operation	An overall description of the operation should be provided in 255 characters summing up the most important aspects of the operation. <sup>17</sup>	
04	Common fleet register (CFR) number	Where relevant Common fleet register (CFR) number as per Commission Implementing Regulation (EU) 2017/218 <ul style="list-style-type: none"> <li>• one vessel per operation: CFR number (the standard case)</li> <li>• more than one vessel per operation: CFR numbers as CSV (Comma-Separated Values)</li> </ul> Semicolon “;” shall be used as separator. No blanks, no quotation marks.	

<sup>17</sup> FAMENET would like to emphasise the importance of providing detailed operation descriptions as it allows for a standardised approach across all MS, while facilitating the reporting to the Commission on very specific topics.

Infosys CIR content			
No.	Content of fields 2021-2027	Description	Link with Annex VII of CPR
05	Sector the operation is contributing to	See code in Table 1 of Annex II of the Implementing Regulation. Only one option can be selected.	
06	Specific objective	For shared management: see nomenclature in Annex II of the EMFAF Regulation. For direct and indirect management: see nomenclature in the work programme adopted pursuant to Article 9 of the EMFAF Regulation.	
07	NUTS code	Only NUTS versions valid during the programming period, i.e. NUTS Classification 2021 or later. See Commission Delegated Regulation 2019/1755 of 8 August 2019 or <a href="https://ec.europa.eu/eurostat/web/nuts/background">https://ec.europa.eu/eurostat/web/nuts/background</a> . No spaces. NUTS 3 by default, NUTS 2 to national level as appropriate if the operation relates to a larger region or the whole Member State. "TCX1" for operations in third countries or operations of Advisory Councils.	
08	Name of beneficiary	Name of the beneficiary (be aware of the General Data Protection Regulation (GDPR), Regulation (EU) 2016/679)	
09	Beneficiary code	Unique code. For shared management: based on the national application system.	
10	Type of beneficiary <sup>18</sup>	See code in Table 2 of Annex II of the Implementing Regulation. Only one option can be selected	
11	Gender of beneficiary/natural person	See code in Table 3 of Annex II of the Implementing Regulation. Only one option can be selected.	
12	Number of people directly involved in the operation	Excludes contractors, final beneficiaries and people/employees not directly participating in the operation.	

<sup>18</sup> The lead beneficiary, if an operation has more than one beneficiary

Infosys CIR content			
No.	Content of fields 2021-2027	Description	Link with Annex VII of CPR
13	Number of partners involved in the operation	<p>“Partners” are entities financially vested in the operation being funded. Either being grant beneficiaries or directly involved in any other way. Affiliated or interested entities, for example participating at an event, and not directly involved are not partners.</p> <p>For cases where this field is irrelevant, it is possible to enter a value of 0.</p>	
14	Lead partner	<p>See code in Table 4 of Annex II of the Implementing Regulation.</p> <p>This field indicates whether or not the beneficiary of the funded project is the lead partner.</p> <p>A lead partner is the entity in a partnership that “...takes full financial and legal responsibility for the implementation of the entire operation.”</p>	
15	Indication as to whether the operation relates to marine, inland, or both	See code in Table 5 of Annex II of the Implementing Regulation.	
16	State of progress of the operation	See code in Table 6 of Annex II of the Implementing Regulation.	<p>Table 1, field 13.</p> <p>Table 4, field 6.</p> <p>Table 5, fields 11 and 12.</p> <p>Table 9, fields 11, 12, 13 and 14.</p>
17	Total eligible cost (EUR)	No currency sign. Amount of the total eligible cost of the operation approved in the document setting out the conditions for support (EMFAF, plus national public plus private).	
18	Total eligible public cost (EUR)	No currency sign. Amount of the total eligible costs constituting public expenditure (EMFAF plus national public).	<p>Table 1, field 8.</p> <p>Table 4, field 4.</p>
19	EMFAF support (EUR)	No currency sign. Amount of EMFAF support, as set out in the document setting out the conditions for support.	Table 1, field 9.
20	Date of approval of application for support	Date of the document setting out the conditions for support.	
21	Total eligible expenditure (EUR)	No currency sign. Total eligible expenditure declared by the beneficiary, verified by the MA and on which basis the beneficiary will be paid. Total eligible expenditure includes EMFAF plus national public plus private.	

<b>Infosys CIR content</b>			
<b>No.</b>	<b>Content of fields 2021-2027</b>	<b>Description</b>	<b>Link with Annex VII of CPR</b>
22	Total eligible public expenditure (EUR)	No currency sign. Total eligible public expenditure declared by the beneficiary, verified by the MA and on which basis the beneficiary will be paid. Total eligible public expenditure includes EMFAF plus national public.	Table 1, field 11. Table 4, field 5.
23	EMFAF eligible expenditure (EUR)	No currency sign. Total eligible EMFAF expenditure declared by the beneficiary, verified by the MA and on which basis the beneficiary will be paid.	
24	Date of final payment to beneficiary	dd/mm/yyyy	
25	Type of intervention	For shared management: see codes in Annex IV of the EMFAF Regulation. For direct and indirect management: see codes in Table 9 of Annex II of the Implementing regulation.	Table 4, field 3.
26	Type of operation	See code in Table 7 of Annex II of the Implementing Regulation.	
27	Increase of the gross tonnage of a fishing vessel under Article 19(3) of the EMFAF Regulation	Amount of additional GT. Blank in case operation not related to Article 19(3). Inserting a value in this field indicates an operation under Article 19(3). In this case the selected type of operation in field 26 should refer to Article 19(3)	
28	Description of the fleet segment relevant to field 27	Only if related to Article 19(3) and if field 27 is filled out. Description of the fleet segment(s) of origin of the gross tonnage allocated to the vessel benefitting from the operation as presented in the annual report foreseen under Article 22(2) of Regulation (EU) No 1380/2013 of the European Parliament and of the Council, in line with Commission guidelines COM(2014)545.	
29	Operation relevant to small-scale coastal fishing (SSCF)	Only 01 or 02 allowed. See code in Table 4 of Annex II of the Implementing Regulation.	
30	Operation relevant to the landing obligation	Only 01 or 02 allowed. See code in Table 4 of Annex II of the Implementing Regulation.	
31	Operation relevant to climate change	Only 01 or 02 allowed. See code in Table 4 of Annex II of the Implementing Regulation.	

Infosys CIR content			
No.	Content of fields 2021-2027	Description	Link with Annex VII of CPR
32	Operation relevant to non-discrimination	Only 01 or 02 allowed. See code in Table 4 of Annex II of the Implementing Regulation.	
33	Operation relevant to gender equality	Only 01 or 02 allowed. See code in Table 4 of Annex II of the Implementing Regulation.	
34	Operation relevant to rights of people with disabilities	Only 01 or 02 allowed. See code in Table 4 of Annex II of the Implementing Regulation.	
35	Form of support	See code in Table 8 of Annex II of the Implementing Regulation. Only one option can be selected.	Data field 2 of Table 2 of Annex VII to CPR
36	Did the beneficiary previously receive EMFF/EMFAF support?	Only 01 or 02 allowed. See code in Table 4 of Annex II of the Implementing Regulation.	

### 3.4.2 Infosys, Annex I, Table 2, Indicators applicable to the operation

Infosys CIR content			
No.	Content of fields 2021-2027	Description	Link with Annex VII of CPR
01	CCI	Link to field 01 of Infosys Annex 1, Table 1 (key attribute) of the Implementing Regulation.	
02	Unique identifier of the operation (ID)	Link to field 02 of Infosys, Annex 1, Table 1 (key attribute) of the Implementing Regulation	Table 1, field 13. Table 4, field 6. Table 5, fields 11 and 12.
37	Common result indicator(s) code(s) applicable to the operation (as many rows as relevant)	See codes in Table 10 of Annex II of the Implementing Regulation. One row per indicator.	Table 9, field 5.

<b>Infosys CIR content</b>			
<b>No.</b>	<b>Content of fields 2021-2027</b>	<b>Description</b>	<b>Link with Annex VII of CPR</b>
38	Baseline value	<p>Value before the operation (one row per indicator). Value in most cases is zero. Except for:</p> <ul style="list-style-type: none"> <li>• CR01 - New production capacity, where baseline is production capacity before the operation</li> <li>• CR12 - Effectiveness of the system for “collection, management and use of data”, where baseline value cannot be lower than 1;</li> <li>• CR18.1 Energy consumption leading to CO<sub>2</sub> emissions reduction (kWh/tonnes), where baseline value is energy need per tonne of produce and year BEFORE the operation.</li> <li>• CR18.2 Energy consumption leading to CO<sub>2</sub> emissions reduction (litres/hour), where baseline value is consumption per hour BEFORE the operation</li> </ul>	Table 9, fields 11 and 12.
39	Indicative result expected by the beneficiary (one row per indicator)	<p>Ex-ante estimation of the value to be achieved after the operation. Value may be the same as baseline - this means no change to the status quo.</p>	Table 9, field 12.
40	Ex-post result (one row per indicator)	The resulting value after the project has been completed.	Table 9, field 14.



### 3.4.3 Annex II of the Implementing Regulation, Presentation of implementation data, Tables 1-10

Annex II of the Implementing Regulation contains ten tables with the codes and the information needed to fill out Tables 1 and 2 of Annex I. Below, the ten tables are replicated with additional information where it is deemed necessary.

**Table 1: Sector the operation is contributing to (Annex I, table 1, field 5)**

Code	Description
01	Fisheries
02	Aquaculture
03	Processing
04	Tourism
05	Environment
06	Maritime (except fishing and aquaculture)
07	Integrated/multisector
08	Other

**Table 2: Type of beneficiary (Annex I, Table 1, field 10)**

Code	Description
01	PO – producer organisation
02	APO – association of producer organisations
03	IBO – inter-branch organisation
04	Private enterprise – micro
05	Private enterprise – SME (small or medium-sized enterprise)
06	Private enterprise – large
07	Public body
08	Research centre / university / scientists
09	Non-governmental organisation (NGO) / association
10	Educational institution
11	LAG – local action group
12	Entity without legal personality
13	International organisation
14	Commission bodies and agencies
15	Natural persons
16	Other
The lead partner, if an operation has more than one beneficiary	

**Table 3: Gender of beneficiary/natural person (Annex I, Table 1, field 11)**

Code	Description
01	Natural person – male
02	Natural person – female
03	Natural person – non-defined gender
04	More than one natural person, family
05	More than one natural person, predominately male
06	More than one natural person, predominately female
07	N/A. (in the case of legal persons)

**Table 4: Codes for Yes/No fields (Annex I, Table 1, fields 29-34 and 36)**

Code	Description
01	Yes
02	No

**Table 5: Indication as to whether the operation relates to marine, inland, or both (Annex I, Table 1, field 15)**

Code	Description
01	Marine
02	Inland
03	Both
04	N/A

**Table 6: State of progress of the operation (Annex I, Table 1, field 16)**

Code	Description
00	Operation selected
01	Operation interrupted/abandoned following partial implementation
02	Operation under implementation
03	Operation fully implemented (but for which all expenses have not necessarily been paid to the beneficiary)
04	Operation completed

**Table 7: Type of operation (Annex I, Table 1, field 26)**

Code	Description (type of operation)	Further definition
01	Investment in reduction of energy use and energy efficiency	<p>Operations related to reductions in energy demand and increases in energy-use efficiency.</p> <p>Examples include:</p> <ul style="list-style-type: none"> <li>converting/modernising to more fuel-efficient vessel main or ancillary engines or replacing them (CFR number required in the respective Infosys field and the selection of the CR18.2)</li> <li>gear modifications to reduce fuel use</li> </ul>

Code	Description (type of operation)	Further definition
		<ul style="list-style-type: none"> <li>• onshore operations</li> <li>• provision of electricity to vessels in ports</li> <li>• improved insulation for refrigeration systems</li> <li>• use of heated water from adjacent industrial sources (e.g. power plants)</li> <li>• improved thermal insulation of processing areas or other measures to avoid temperature fluctuations</li> <li>• shifting to local suppliers, leading to reductions in food miles</li> <li>• purchasing more energy-efficient production technology</li> </ul> <p>In case the installation or renovation of energy efficiency leads to an increase of GT according to EMFAF Article 19(3), the GT increase needs to be reported in field 27 of Infosys.</p>
02	Investment in renewable energy systems	<p>Operations related to the transition to more renewable energy sources.</p> <p>Examples include:</p> <ul style="list-style-type: none"> <li>• installation of renewable energy systems (solar panels, wind turbines)</li> <li>• shifting to renewable energy systems</li> <li>• use of renewable energy by businesses or other entities in the fisheries LAG area</li> </ul>
03	Investment in on-board production equipment	<p>Operations related to the acquisition of efficiency-improving and sustainability-increasing physical items, used on board fishing vessels for production activities, which are considered investment costs related to production.</p> <p>Examples include:</p> <ul style="list-style-type: none"> <li>• replacement or modernisation of on-board production equipment such as cool storage facilities</li> </ul> <p>Ensure that the operation is not more relevant to other types of operations, for example:</p> <ul style="list-style-type: none"> <li>• 01 Investment in reduction of energy use and energy efficiency</li> <li>• 02 Investment in renewable energy systems</li> <li>• 04 Investment on board to improve navigation or engine control</li> <li>• 33 Gear selectivity to reduce unwanted catches</li> <li>• 34 Gear modification to minimise habitat impacts</li> <li>• 35 Gear selectivity in relation to endangered, threatened and protected species</li> <li>• 54 Investments in safety equipment</li> <li>• 55 Investments in working conditions</li> </ul>
04	Investment on board to improve navigation or engine control	<p>Operations related to investment in integrated bridge systems to improve navigation or engine control.</p>

Code	Description (type of operation)	Further definition
		In case the operation leads to an increase of GT according to EMFAF Article 19 (3), the amount of GT increased needs to be reported in field 27 of Infosys.
05	Investment in physical infrastructure at existing fishing ports or at new or existing landing sites	Operations related to investment in physical infrastructure at existing fishing ports or at new or existing landing sites. Examples include: <ul style="list-style-type: none"> <li>• implementing the landing obligation</li> <li>• developments in the blue economy</li> </ul> Ensure that the operation is not more relevant to other types of operations, for example: <ul style="list-style-type: none"> <li>• 54 Investments in safety equipment</li> <li>• 55 Investments in working conditions</li> </ul>
06	First acquisition of a fishing vessel	Operations related to the first acquisition of a fishing vessel by a young fisher who, at the time of submitting the application, is under 40 years of age and has worked at least five years as a fisher or has acquired adequate vocational qualification in accordance with Article 17 of the EMFAF,
07	Investment to improve traceability	Operations related to the traceability of fish from point of capture to retail. Examples include: <ul style="list-style-type: none"> <li>• IT systems related to development of traceability</li> <li>• use of barcodes, scanners, etc.</li> </ul>
08	Preparation and implementation of production and marketing plans by producer organisations	Operations related strictly to the design and execution of production and marketing plans (PMPs) by producer organisations. Ensure that the operation is not more relevant to other types of operations, for example: <ul style="list-style-type: none"> <li>• 09 Marketing activities</li> </ul>
09	Marketing activities	Operations related to strengthening the competitiveness of the Union fishery and aquaculture industry; improving the transparency and stability of the markets, particularly in regard to economic knowledge and understanding of the Union markets for fishery and aquaculture products along the supply chain; ensuring that the distribution of added value along the sector's supply chain is more balanced; and improving consumer information and raising consumer awareness, for the purpose of increasing sales, by means of notification and labelling. Examples include: <ul style="list-style-type: none"> <li>• promotional campaigns and branding</li> <li>• eco-label certification</li> <li>• promoting sales</li> <li>• measures under Articles 8 and 15 of Regulation (EU) No 1379/2013 (related to the activities of producer organisations)</li> <li>• short circuits (e.g. direct sales) for fisheries products</li> </ul>

Code	Description (type of operation)	Further definition
		<ul style="list-style-type: none"> <li>• improving the image of fisheries</li> </ul> <p>Ensure that the operation is not more relevant to other types of operations, for example:</p> <ul style="list-style-type: none"> <li>• 08 Preparation and implementation of production and marketing plans by producer organisations</li> <li>• 11 Investments to support business development (strategy development, administration, equipment)</li> <li>• 12 Other business-diversification operations not involving fisheries, aquaculture, or innovation</li> <li>• 16 Awareness raising, communication to the wider public</li> <li>• 18 Development of marketing innovation</li> <li>• 20 Development of product innovation</li> </ul>
10	Advisory services	<p>Operations related to specialised technical advice given to operators in the relevant sectors and delivered by external experts, either during the implementation phase or once a business is already running.</p> <p>Examples include:</p> <ul style="list-style-type: none"> <li>• advice on technological solutions for environmental conservation</li> <li>• feasibility studies for aquaculture, processing, or market developments</li> <li>• introduction of quality management systems (QMS, ISO)</li> </ul>
11	Investments to support business development (strategy development, administration, equipment)	<p>Operations related to existing businesses and the creation of new businesses in the relevant sectors. Under direct management this may include additional investments delivered through investment funds, for example through the BlueInvest Initiative. This does not include support to company through an intermediary.</p> <p>Examples include:</p> <ul style="list-style-type: none"> <li>• business planning strategies</li> <li>• start-up registrations</li> </ul>
12	Other business-diversification operations not involving fisheries, aquaculture, or innovation	<p>Operations related to the action plan for small-scale fisheries and diversification of activities in the broader sustainable blue economy.</p> <p>Operations could be those that serve to enhance and access opportunities and income offered by the sustainable blue economy, and the potential for fishers to engage in new types of non-fishery-related activities in addition to, or in place of, fishery-related activities.</p> <p>In the case of CLLD, diversification can also refer to activities outside of fisheries, including by non-fishers, which serve to diversify the local economy as outlined in the respective Local Development Strategy.</p> <p>Examples include:</p> <ul style="list-style-type: none"> <li>• tourism activities, including pesca-tourism</li> <li>• trade</li> </ul>

Code	Description (type of operation)	Further definition
		<ul style="list-style-type: none"> <li>• new business development outside the fisheries sector</li> <li>• recycling</li> <li>• products or services developed outside fisheries and which do not involve innovation</li> <li>• renewable energy</li> </ul> <p>Ensure that the operation is not more relevant to other types of operations, for example:</p> <ul style="list-style-type: none"> <li>• 08 Preparation and implementation of production and marketing plans by producer organisations</li> <li>• 09 Marketing activities</li> <li>• 10 Advisory services</li> <li>• 11 Investments to support business development (strategy development, administration, equipment)</li> <li>• 18 Development of marketing innovation</li> <li>• 66 Other (economic)</li> </ul>
13	Insurance schemes	<p>Operations related to aquaculture stock insurance schemes.</p> <p>Examples include:</p> <ul style="list-style-type: none"> <li>• mutual insurance schemes set up by operators to cover damage by natural disasters or diseases</li> </ul>
14	Training to improve skills and develop human capital	<p>Operations related to aquaculture stock insurance schemes.</p> <p>Examples include:</p> <ul style="list-style-type: none"> <li>• individual seminars, workshops, meetings etc. directed at individuals and conducted by trainers and experienced experts (e.g. fishers) with trainees, with the purpose of building human capacity and disseminating good practices</li> <li>• operations to improve the skills of different actors in the fisheries area (e.g. redirecting skills towards tourism or aquaculture)</li> <li>• apprenticeship schemes</li> <li>• scientists training fishers, e.g. to sample water quality</li> </ul> <p>Ensure that the operation is not more relevant to other types of operations, for example:</p> <ul style="list-style-type: none"> <li>• 17 Capacity building</li> <li>• 60 Preparatory actions</li> </ul>
15	Events	<p>Operations related to organising and holding of events.</p> <p>Examples under direct management:</p> <ul style="list-style-type: none"> <li>• decarbonisation</li> <li>• spatial planning</li> <li>• sea-basin activities</li> <li>• voluntary cooperation (UNCLOS)</li> <li>• ocean partnerships</li> <li>• international agreements</li> </ul>

Code	Description (type of operation)	Further definition
		<p>Events under shared management should be chosen if the main activity in the operation is the organisation and holding of one or more events.</p> <p>Examples include:</p> <ul style="list-style-type: none"> <li>• conferences</li> <li>• trade shows</li> <li>• conventions</li> <li>• symposiums</li> <li>• marketing events</li> <li>• other types of events offered to the general public</li> </ul>
16	Awareness raising, communication to the wider public	<p>Operations related to general awareness-raising among the public (general public, schools, tourists etc.) on issues related to sustainability, the health benefits of fish consumption, and environmental protection, such as developing and conducting PR and communication campaigns.</p> <p>Examples include:</p> <ul style="list-style-type: none"> <li>• campaigns on sustainable fish consumption, marine litter and microplastics, nutrition</li> </ul> <p>Ensure that the operation is not more relevant to other types of operations, for example:</p> <ul style="list-style-type: none"> <li>• 08 Preparation and implementation of production and marketing plans by producer organisations</li> <li>• 09 Marketing activities</li> <li>• 18 Development of marketing innovation</li> <li>• 27 Environmental services</li> <li>• 60 Preparatory actions</li> </ul>
17	Capacity building	<p>Operations related to sector-level capacity building, with the aim of strengthening the capacity of relevant sectors as a whole. Activities in TA are included.</p> <p>Examples include:</p> <ul style="list-style-type: none"> <li>• development of training centres</li> <li>• exposure visits</li> <li>• office and documentation support</li> <li>• development of learning centres</li> </ul> <p>Ensure that the operation is not more relevant to other types of operations, for example:</p> <ul style="list-style-type: none"> <li>• 14 Training to improve skills and develop human capital</li> </ul>
18	Development of marketing innovation	<p>Operations related to the identification or application of new ideas that are useful in finding solutions to marketing issues.</p> <p>Examples include:</p> <ul style="list-style-type: none"> <li>• identifying and developing new markets for species that currently have no or low market value</li> <li>• responding to the need to cater for new market requirements such as organic sales or trademark registration</li> </ul>

Code	Description (type of operation)	Further definition
		<p>Ensure that the operation is not more relevant to other types of operations, for example:</p> <ul style="list-style-type: none"> <li>• 08 Preparation and implementation of production and marketing plans by producer organisations</li> <li>• 09 Marketing activities</li> <li>• 10 Advisory services</li> <li>• 11 Investments to support business development (strategy development, administration, equipment)</li> <li>• 12 Other business-diversification operations not involving fisheries, aquaculture, or innovation</li> <li>• 20 Development of product innovation</li> <li>• 66 Other (economic)</li> </ul>
19	Development of process innovation	<p>Operations related to identifying or applying new ideas that are useful in improving business processes. Support changes or improvements in business processes through a series of linked tasks or activities to better help businesses reach their goals. These types of operations focus on <i>how</i> things are done.</p> <p>Examples include:</p> <ul style="list-style-type: none"> <li>• setting up or revamping systems of organisation</li> <li>• operational processes</li> <li>• supporting processes</li> </ul>
20	Development of product innovation	<p>Operations related to the identification or application of new ideas that are useful in finding solutions to product-related issues.</p> <p>Examples include:</p> <ul style="list-style-type: none"> <li>• developing and diversifying into new products</li> <li>• processing equipment</li> <li>• adding value to products</li> <li>• improvements in consumer convenience</li> <li>• packaging</li> <li>• extending shelf life</li> <li>• other quality improvements</li> </ul>
21	Studies and research	<p>Operations related to desk-based and/or field-based research into specific maritime and fisheries-related issues.</p> <p>Examples include:</p> <ul style="list-style-type: none"> <li>• studies in the framework of scientific advice</li> <li>• studies in the framework of voluntary contributions (fisheries)</li> <li>• market intelligence</li> <li>• healthy seas</li> <li>• decarbonisation</li> <li>• EMODnet (see type 21, below)</li> <li>• literacy</li> <li>• socio-economic data</li> <li>• projects and finance</li> </ul>



Code	Description (type of operation)	Further definition
		<ul style="list-style-type: none"> <li>IUU</li> </ul>
22	Knowledge sharing	<p>Operations related to investments aiming to increase data sharing and exchange of experience. Operations are those aimed at strengthening contacts between stakeholders and sharing knowledge, mainly through meetings or digital platforms.</p> <p>Operations related to the European marine observation and data network (EMODnet).</p> <p>Examples include:</p> <ul style="list-style-type: none"> <li>IT platforms to share data and information</li> <li>meetings, workshops, study visits etc. to share knowledge</li> <li>CLLD operations aiming explicitly at knowledge sharing</li> </ul> <p>Ensure that the operation is not more relevant to other types of operations, for example:</p> <ul style="list-style-type: none"> <li>46 Data collection</li> </ul>
23	Cooperation	Includes cooperation in direct management or CLLD operations with partners from different fisheries LAG or LAG areas (from the same MS, different MS or non-EU countries)
24	Restoring ecological continuity of rivers	<p>Operations related to investments to preserve or restore rivers. This includes river restoration as well as investments in the continuity of the river to support biodiversity, recreation, flood management and landscape development.</p> <p>Examples include:</p> <ul style="list-style-type: none"> <li>dam removal</li> <li>supporting fish migratory routes</li> <li>fish ladders in riverine fisheries</li> <li>fish ladders</li> </ul> <p>Ensure that the operation is not more relevant to other types of operations, for example:</p> <ul style="list-style-type: none"> <li>38 Investments in Natura 2000 areas restoration</li> <li>40 Investments in the restoration of marine protected areas</li> </ul>
25	Restocking of aquatic species	Operations related either to the restocking of endangered species, when explicitly listed as a conservation measure by a specific Union legal act, or to experimental restocking
26	Retrieval and/or disposal of marine litter	<p>Operations related to the retrieval and proper disposal of lost fishing gear and marine litter.</p> <p>Examples include:</p> <ul style="list-style-type: none"> <li>fishing for litter</li> <li>infrastructure improvements for collection and disposal of marine litter</li> </ul> <p>Ensure that the operation is not more relevant to other types of operations, for example:</p> <ul style="list-style-type: none"> <li>10 Advisory services</li> </ul>

Code	Description (type of operation)	Further definition
27	Environmental services	<p>Operations aiming to protect and enhance the marine and inland environment through fishing and cultivation techniques that support biodiversity, enhance the landscape, and improve the quality of water, air and soil.</p> <p>Examples include:</p> <ul style="list-style-type: none"> <li>• extensive farming</li> <li>• environmental contributions of farming, e.g. maintenance and development of ponds contributing to water management in the local area</li> <li>• farming systems with low impact on the environment, e.g. aquaponics (combined production of fish and vegetables or seaweed)</li> <li>• integrated farming (e.g. using animal waste as fertiliser for fish ponds) and organic aquaculture (e.g. use of sustainably sourced feed)</li> <li>• conservation of high-value habitats and their associated biodiversity (e.g. by reducing predator mortality through deterrent devices)</li> </ul> <p>Ensure that the operation is not more relevant to other types of operations, for example:</p> <ul style="list-style-type: none"> <li>• 32 Productive investments for sustainable aquaculture</li> <li>• 34 Gear modification to minimise habitat impacts</li> <li>• 36 Use of unwanted catches</li> <li>• 37 Natura 2000 areas management and monitoring (soft operations)</li> <li>• 38 Investments in Natura 2000 areas restoration</li> <li>• 39 Management and monitoring of marine protected areas (soft operations)</li> <li>• 40 Investments in the restoration of marine protected areas</li> </ul>
28	Specific investments for improving aquatic habitats and biodiversity	<p>Operations related to specific and punctual investments in marine and inland waters to improve and preserve habitats and biodiversity.</p> <p>Examples include:</p> <ul style="list-style-type: none"> <li>• investment in demarcating areas</li> <li>• artificial reefs</li> <li>• rebuilding fish banks</li> <li>• river revitalisation</li> </ul> <p>Ensure that the operation is not more relevant to other types of operations, for example:</p> <ul style="list-style-type: none"> <li>• 36 Use of unwanted catches</li> <li>• 37 Natura 2000 areas management and monitoring (soft operations)</li> <li>• 38 Investments in Natura 2000 areas restoration</li> <li>• 39 Management and monitoring of marine protected areas (soft operations)</li> </ul>

Code	Description (type of operation)	Further definition
		<ul style="list-style-type: none"> <li>40 Investments in the restoration of marine protected areas</li> </ul>
29	Permanent cessation of fishing activities	Operations related to permanent cessation achieved through the scrapping of a fishing vessel or through its decommissioning and retrofitting for activities other than commercial fishing, in line with the objectives of the CFP and multiannual plans. Specific conditions apply.
30	Temporary cessation of fishing activities	Operations related to temporary cessation of fishing activities. Temporary cessation applies in specific situations and under specific conditions (conservation).
31	Compensation	Operations related to compensation for additional costs in all regions eligible, including outermost regions, for fishery and aquaculture products.
32	Productive investments for sustainable aquaculture	<p>Operations related to the production of sustainable aquaculture products and operations contributing to processing of aquaculture products. Such support shall contribute to the achievement of the objectives of the common organisation of the markets in aquaculture products.</p> <p>Examples include:</p> <ul style="list-style-type: none"> <li>purchase of equipment</li> <li>modernisation to create more energy-efficient aquaculture</li> <li>improving quality of products</li> </ul> <p>Ensure that the operation is not more relevant to other types of operations, for example:</p> <ul style="list-style-type: none"> <li>01 Investment in reduction of energy use and energy efficiency</li> </ul>
33	Gear selectivity to reduce unwanted catches	<p>Operations related to the implementation of the Landing Obligation that serve to reduce unwanted catches through better targeting of species and sizes of fish.</p> <p>Examples include:</p> <ul style="list-style-type: none"> <li>new gear to increase selectivity of catches by implementing new designs, new materials or escape panels</li> </ul> <p>Ensure that the operation is not more relevant to other types of operations, for example:</p> <ul style="list-style-type: none"> <li>14 Training to improve skills and develop human capital</li> <li>17 Capacity building</li> <li>21 Studies and research</li> </ul>
34	Gear modification to minimise habitat impacts	<p>Operations related to changes in fishing gear to reduce negative impacts on the seabed and sensitive benthic habitats, i.e. physical characteristics of the sea bottom and its flora and fauna, as foreseen in Council Directive 92/43/EEC (“Habitats Directive”).</p> <p>Examples include:</p>

Code	Description (type of operation)	Further definition
		<ul style="list-style-type: none"> <li>• gear that reduces physical interactions with the seabed and its flora and fauna</li> </ul>
35	Gear selectivity in relation to endangered, threatened and protected species	<p>Operations related to the selection of gear aimed at reducing unwanted catches of endangered threatened and protected (ETP) species such as birds and mammals.</p> <p>Examples include:</p> <ul style="list-style-type: none"> <li>• new gear designs to reduce ETP interactions</li> <li>• shape of fishing hooks</li> <li>• noise devices on gear</li> </ul>
36	Use of unwanted catches	<p>Operations related to addressing or alleviating consequences of the Landing Obligation. Unwanted catches must not be destined for human consumption.</p> <p>Examples include:</p> <ul style="list-style-type: none"> <li>• storage on board</li> <li>• reception facilities in port</li> <li>• production and marketing of products based on unwanted catches</li> </ul>
37	Natura 2000 areas management and monitoring (soft operations)	<p>Operations related to management and monitoring in accordance with the prioritised action frameworks established pursuant to the requirements under the Birds 2009/147/EC or Habitats 92/43/EEC directives’ “soft” operations, related specifically to Natura 2000 areas.</p> <p>Note that demarcation of areas and soft management actions may also contribute to natural restoration and regeneration of degraded areas.</p> <p>Examples include:</p> <ul style="list-style-type: none"> <li>• actions related to the establishment of Natura 2000 sites (for example scientific studies/inventories for the identification of sites – surveys, inventories, mapping, condition assessment, workshops and meetings, creation of databases, establishment and operation of management structures and bodies etc.)</li> <li>• preparation of management plans, strategies and schemes (including scientific studies and investigations needed for planning and implementation, consultations, public meetings and liaison with landowners)</li> <li>• pilot projects</li> <li>• conservation management measures design and implementation</li> <li>• preparation of information and publicity material, awareness campaigns and surveys</li> <li>• monitoring and surveying, site surveillance</li> </ul> <p>Ensure that the operation is not more relevant to other types of operations, for example:</p> <ul style="list-style-type: none"> <li>• 03 Investment in on-board production equipment</li> <li>• 05 Investment in physical infrastructure at existing fishing ports or at new or existing landing sites</li> </ul>

Code	Description (type of operation)	Further definition
		<ul style="list-style-type: none"> <li>• 14 Training to improve skills and develop human capital</li> <li>• 17 Capacity building</li> <li>• 33 Gear selectivity to reduce unwanted catches</li> <li>• 34 Gear modification to minimise habitat impacts</li> <li>• 35 Gear selectivity in relation to endangered, threatened and protected species</li> <li>• 38 Investments in Natura 2000 areas restoration</li> </ul>
38	Investments in Natura 2000 areas restoration	<p>Operations related to investments in the restoration of Natura 2000 areas, in accordance with the prioritised action frameworks established pursuant to the requirements under the Birds 2009/147/EC or Habitats 92/43/EEC directives.</p> <p>Examples include:</p> <ul style="list-style-type: none"> <li>• infrastructure needed for habitat or species protection, restoration and conservation including equipment acquisition</li> <li>• specific infrastructure for the monitoring and management of the environmental issues for example water management</li> <li>• infrastructure for public access, interpretation, observatories and kiosks, etc. (for example infrastructure to increase the amenity value of sites such as signage, trails, observation platforms and visitor centres)</li> <li>• investments related to green infrastructure measures</li> </ul> <p>Ensure that the operation is not more relevant to other types of operations, for example:</p> <ul style="list-style-type: none"> <li>• 37 Natura 2000 areas management and monitoring (soft operations)</li> </ul>
39	Management and monitoring of marine protected areas (soft operations)	<p>Operations related to management and monitoring of MPAs, i.e. protected areas other than Natura 2000 pursuant to the MSFD 2008/56/EC, and “soft” operations related specifically to MPAs.</p> <p>Examples include:</p> <ul style="list-style-type: none"> <li>• actions related to the establishment of MPAs (for example scientific studies/inventories for the identification of sites – surveys, inventories, mapping, condition assessment, workshops and meetings, creation of databases, establishment and operation of management structures and bodies etc.)</li> <li>• preparation of management plans, strategies and schemes (including scientific studies and investigations needed for planning and implementation, consultations, public meetings and liaison with landowners)</li> <li>• pilot projects</li> <li>• conservation management measures design and implementation</li> </ul>

Code	Description (type of operation)	Further definition
		<ul style="list-style-type: none"> <li>• preparation of information and publicity material, awareness campaigns and surveys</li> <li>• monitoring and surveying, site surveillance</li> </ul> <p>Ensure that the operation is not more relevant to other types of operations, for example:</p> <ul style="list-style-type: none"> <li>• 40 Investments in the restoration of marine protected areas</li> </ul>
40	Investments in the restoration of marine protected areas	<p>Operations related to the restoration of MPAs, i.e. protected areas other than Natura 2000 pursuant to the MSFD 2008/56/EC. Examples include:</p> <ul style="list-style-type: none"> <li>• infrastructure needed for habitat or species protection, restoration and conservation including equipment acquisition</li> <li>• specific infrastructure for the monitoring and management of the environmental issues for example discharges and litter</li> <li>• infrastructure for public access, interpretation, observatories and kiosks, etc.</li> <li>• investments related to green infrastructure measures.</li> </ul>
41	Reduction and prevention of pollution/contamination	<p>Operations related to reducing or preventing pollution from fisheries and aquaculture.</p> <p>Examples include:</p> <ul style="list-style-type: none"> <li>• eco-friendly anti-fouling paints</li> <li>• reduction of discharges from vessels, aquaculture operations and processing plants</li> </ul> <p>Ensure that the operation is not more relevant to other types of operations, for example:</p> <ul style="list-style-type: none"> <li>• 14 Training to improve skills and develop human capital</li> <li>• 16 Awareness raising, communication to the wider public</li> <li>• 17 Capacity building</li> <li>• 21 Studies and research</li> <li>• 26 Retrieval and/or disposal of marine litter</li> </ul>
42	Water usage and water quality improvements	<p>Operations related to the efficient use of water, particularly in land-based activities like aquaculture and processing plants.</p> <p>Examples include:</p> <ul style="list-style-type: none"> <li>• technologies to reduce water use</li> <li>• installation of water purification systems</li> <li>• recirculation systems</li> </ul> <p>Ensure that the operation is not more relevant to other types of operations, for example:</p> <ul style="list-style-type: none"> <li>• 10 Advisory services</li> <li>• 14 Training to improve skills and develop human capital</li> <li>• 17 Capacity building</li> <li>• 21 Studies and research</li> </ul>

Code	Description (type of operation)	Further definition
43	Investments for control and enforcement for public authorities	<p>Operations related to “hard” investments in equipment and facilities, or “softer” operations, supporting activities of the fisheries control agencies.</p> <p>Examples include:</p> <ul style="list-style-type: none"> <li>• equipment for control agencies</li> <li>• IT solutions</li> <li>• IT processes for the management and recording of control-related data</li> </ul> <p>Ensure that the operation is not more relevant to other types of operations, for example:</p> <ul style="list-style-type: none"> <li>• 51 Inspections</li> <li>• 23 Cooperation</li> </ul>
44	Investments for control and enforcement for private business	<p>Operations related to investments in equipment used by private businesses for control and enforcement.</p> <p>Examples include:</p> <ul style="list-style-type: none"> <li>• CCTV cameras</li> <li>• installation of VMS/AIS/ERS, REM</li> <li>• devices for electronic reporting of catch by small-scale fishers</li> <li>• devices for continuous measurement and recording of engine power</li> </ul> <p>Ensure that the operation is not more relevant to other types of operations, for example:</p> <ul style="list-style-type: none"> <li>• 10 Advisory services</li> <li>• 14 Training to improve skills and develop human capital</li> <li>• 17 Capacity building</li> <li>• 21 Studies and research</li> </ul>
45	Observation coordination	<p>Operations related to the data collection framework in direct management.</p> <p>Examples include:</p> <ul style="list-style-type: none"> <li>• scientific advice</li> <li>• EMODnet</li> <li>• voluntary contributions (governance)</li> <li>• ocean research and data</li> <li>• regional coordination of sampling through Data Collection Framework</li> </ul>
46	Data collection	<p>Operations related to MS’ actions to collect and process data (in line with the Data Collection Framework Regulation (EU) No 2017/1004,), to contribute to the best available scientific advice and to provide information important for studies and evaluations, which serves to increase knowledge of the state of the marine environment.</p>
47	Investment in IT – hardware	<p>Operations related to investment in any kind of software related to governance of the seas and oceans (including MSP) and collection and processing of data for fisheries management and scientific purposes.</p>

Code	Description (type of operation)	Further definition
		<p>Ensure that the operation is not more relevant to other types of operations, for example:</p> <ul style="list-style-type: none"> <li>• 43 Investments for control and enforcement for public authorities</li> <li>• 47 Investment in IT – hardware</li> </ul>
48	Investment in IT – software	<p>Operations related to investment in any kind of software related to governance of the seas and oceans (including MSP) and collection and processing of data for fisheries management and scientific purposes.</p> <p>Ensure that the operation is not more relevant to other types of operations, for example:</p> <ul style="list-style-type: none"> <li>• 43 Investments for control and enforcement for public authorities</li> <li>• 47 Investment in IT – hardware</li> </ul>
49	IT development and maintenance	<p>Operations related to investment in IT, development and maintenance as a joint operation mainly under direct management.</p> <p>Examples include:</p> <ul style="list-style-type: none"> <li>• enforcement</li> <li>• IUU</li> </ul>
50	Data assembly and dissemination	<p>Operations related to data assembly and dissemination mainly under direct management.</p> <p>Examples include:</p> <ul style="list-style-type: none"> <li>• data assembly and processing</li> <li>• maritime security</li> <li>• data aggregation and dissemination. e.g. EMODnet, Blue indicators</li> <li>• ocean research and data</li> <li>• EUMOFA market observatory under direct management</li> <li>• any future observatory on blue economy und direct management</li> </ul>
51	Inspections	<p>Operations related to inspection under direct management. Examples include:</p> <ul style="list-style-type: none"> <li>• enforcement</li> <li>• COM inspection missions</li> </ul>
52	Investment in animal welfare	<p>Operations related to animal health and welfare in aquaculture in accordance with Regulations (EU) No 2016/429 and (EU) No 652/2014.</p> <p>Examples include:</p> <ul style="list-style-type: none"> <li>• disease prevention</li> <li>• management of stocking densities</li> <li>• slaughtering techniques</li> </ul> <p>Ensure that the operation is not more relevant to other types of operations, for example:</p> <ul style="list-style-type: none"> <li>• 10 Advisory services</li> <li>• 14 Training to improve skills and develop human capital</li> </ul>



Code	Description (type of operation)	Further definition
		<ul style="list-style-type: none"> <li>• 17 Capacity building</li> <li>• 21 Studies and research</li> </ul>
53	Food quality and hygiene safety	<p>Operations related to food safety to protect consumers, reduce food waste and increase EU food security.</p> <p>Examples include:</p> <ul style="list-style-type: none"> <li>• hygiene promotion</li> <li>• quality certification</li> <li>• quality promotion</li> </ul> <p>Ensure that the operation is not more relevant to other types of operations, for example:</p> <ul style="list-style-type: none"> <li>• 10 Advisory services</li> <li>• 14 Training to improve skills and develop human capital</li> <li>• 17 Capacity building</li> <li>• 21 Studies and research</li> </ul>
54	Investments in safety equipment	<p>Operations related to improvements in health, safety and working conditions.</p> <p>Examples include:</p> <ul style="list-style-type: none"> <li>• on board health/safety improvements for crews such as on-board fire prevention systems, safety and alarm systems or noise reductions systems</li> <li>• health/safety improvements in ports</li> <li>• health/safety improvements in processing and aquaculture operations</li> </ul> <p>In case the operation leads to an increase of GT according to EMFAF Article 19 (3), the GT increase needs to be reported in field 27 of Infosys.</p> <p>Ensure that the operation is not more relevant to other types of operations, for example:</p> <ul style="list-style-type: none"> <li>• 14 Training to improve skills and develop human capital</li> <li>• 17 Capacity building</li> <li>• 55 Investments in working conditions</li> </ul>
55	Investments in working conditions	<p>Operations related to improvements in health, safety and working conditions.</p> <p>Examples include:</p> <ul style="list-style-type: none"> <li>• on board working condition improvement such as accommodation facilities dedicated to the exclusive use of the crew, including sanitary facilities, common areas, kitchen facilities and shelter deck structures</li> <li>• improvements in ports</li> <li>• improvements in processing and aquaculture operations</li> </ul> <p>In case the operation leads to an increase of GT according to EMFAF Article 19 (3), the GT increase needs to be reported in field 27 of Infosys.</p> <p>Ensure that the operation is not more relevant to other types of operations, for example:</p>

Code	Description (type of operation)	Further definition
		<ul style="list-style-type: none"> <li>• 14 Training to improve skills and develop human capital</li> <li>• 17 Capacity building</li> <li>• 54 Investments in safety equipment</li> </ul>
56	Pilot projects	<p>Operations related to an initial, often small-scale, implementation that is used to prove the viability, applicability and risks of an idea, concept or technique. Pilot projects can relate to a broad range of activities including CLLD.</p> <p>Examples include:</p> <ul style="list-style-type: none"> <li>• assessment of new gear</li> <li>• specifications of processing machines</li> <li>• testing compositions of feeds in aquaculture</li> <li>• new diversification activities</li> </ul>
57	Socio-cultural development	<p>Operations related to promoting and/or capitalising on the social and cultural heritage of the area or improving the quality of life of the local community. Investments that strengthen and capitalise on the environmental resources, cultural resources and social resources of the region. Projects can be related to CLLD.</p> <p>Examples include:</p> <ul style="list-style-type: none"> <li>• investments in revitalisation of old crafts</li> <li>• museums</li> <li>• markets</li> <li>• trails</li> <li>• support for clubs and societies</li> <li>• socio-cultural development</li> </ul>
58	Governance	<p>Operations related to improving ocean and coastal governance, within the EU as well as at global level. Investments that strengthen and capitalise on the environmental resources, cultural resources and social resources of the region or area.</p> <p>Examples under shared management include:</p> <ul style="list-style-type: none"> <li>• CLLD actions to involve small-scale coastal fisheries in relevant decision-making structures</li> <li>• CLLD actions to improve the management of local resources</li> </ul> <p>Examples under direct management include:</p> <ul style="list-style-type: none"> <li>• advisory councils</li> <li>• voluntary contributions (fisheries)</li> <li>• healthy seas</li> <li>• maritime security</li> <li>• voluntary contributions (governance)</li> <li>• support to organisations such as coastguards or RFMOs</li> <li>• regional coordination such as the Atlantic assistance mechanism</li> </ul>
59	Animation and capacity building	<p>Operations related to participative implementation of fisheries LAG local development strategies, including</p>

Code	Description (type of operation)	Further definition
		<p>staff costs and operations supporting community animation, project development, and awareness- raising activities in fisheries LAG areas.</p> <p>Examples include:</p> <ul style="list-style-type: none"> <li>• information campaigns</li> <li>• strengthening community organisations</li> <li>• promoting and supporting the preparation of projects and applications, post-start-up project support</li> <li>• training courses, seminars, workshops etc.</li> </ul> <p>Ensure that the operation is not more relevant to other types of operations, for example:</p> <ul style="list-style-type: none"> <li>• 14 Training to improve skills and develop human capital</li> <li>• 17 Capacity building</li> </ul>
60	Preparatory actions	<p>Operations related to participative design of fisheries LAG local development strategies.</p> <p>Examples include:</p> <ul style="list-style-type: none"> <li>• studies of the area concerned</li> <li>• costs related to creating a local development strategy, including consultancy and meetings with stakeholders, community groups and potential project promoters</li> <li>• administrative costs (operating and personnel costs) of the organisation that is applying for preparatory support, during the preparatory phase</li> <li>• capacity building for local development strategy development</li> <li>• support for small pilot projects</li> <li>• information campaigns: events, meetings, leaflets, websites, social media, press etc.</li> </ul>
61	Management	<p>Operations related to the running costs and animation of fisheries LAGs in terms of staff and operational expenses, including activities related to monitoring and evaluation of the fisheries LAGs, and strategy implementation if not separate from the fisheries LAG operation. TA activities.</p> <p>Examples include:</p> <ul style="list-style-type: none"> <li>• office expenses and staff costs</li> <li>• technical assistance</li> <li>• fisheries management</li> <li>• monitoring and evaluation of the fisheries LAGs and strategy implementation (if not separate from the fisheries LAG operation).</li> </ul> <p>Ensure that the operation is not more relevant to other types of operations, for example:</p> <ul style="list-style-type: none"> <li>• 59 Animation and capacity building</li> <li>• 60 Preparatory actions</li> <li>• 63 Evaluation</li> </ul>

Code	Description (type of operation)	Further definition
62	Assistance under direct management	Operations supporting the implementation of EU policy, for example the Maritime Spatial Planning Platform, or assistance in direct management.
63	Evaluation	Operations related to the evaluation of EMFAF under direct and shared management. Activities in TA are included. Examples include: <ul style="list-style-type: none"> <li>• process evaluation</li> <li>• impact evaluation</li> <li>• thematic assessments/studies</li> <li>• ex-ante evaluation</li> <li>• interim evaluation</li> <li>• ex-post evaluation</li> <li>• support for COM evaluations</li> <li>• monitoring and evaluation of the fisheries LAGs and strategy implementation (if standalone)</li> </ul>
64	Other (social)	Other operations contributing to improving human capital. This may include CLLD operations.
65	Other (environmental)	Other operations contributing to reducing the impact of fishing on marine ecosystems. This may include CLLD operations.
66	Other (economic)	Other operations contributing to business development. This may include CLLD operations.

**Table 8: Form of support (Annex I, Table 1, field 35)**

Code	Description
01	Grants
02	Financial instruments
03	Combination of grants and financial instruments
04	Prizes
05	Contracting (Direct management)

**Table 9: Types of intervention for support under direct and indirect management (Annex I, Table 1, field 25)**

Code	Description
17	International ocean governance
18	Maritime policy
19	Scientific advice
20	Control and enforcement
21	Voluntary contributions to international organisations
22	Conservation measures
23	Advisory councils
24	Communication
25	Market intelligence

**Table 10: Common result indicators (Annex I. Table 2, field 37)**

Code	Description	Measurement unit
CR01	New production capacity	tonnes/annum
CR02	Aquaculture production maintained	tonnes/annum
CR03	Businesses created	number of entities
CR04	Businesses with higher turnover	number of entities
CR05.1	Capacity of vessels withdrawn	GT
CR05.2	Capacity of vessels withdrawn	kW
CR06	Jobs created	number of persons
CR07	Jobs maintained	number of persons
CR08	Persons benefitting	number of persons
CR09.1	Area addressed by operations contributing to a good environmental status, protecting, conserving, and restoring biodiversity and ecosystems	km <sup>2</sup>
CR09.2	Area addressed by operations contributing to a good environmental status, protecting, conserving, and restoring biodiversity and ecosystems	km
CR10	Actions contributing to a good environmental status, including nature restoration, conservation, protection of ecosystems, biodiversity, animal health and welfare	number of actions
CR11	Entities increasing social sustainability	number of entities
CR12	Effectiveness of the system for “collection, management and use of data”	scale: high, medium, low
CR13	Cooperation activities between stakeholders	number of actions
CR14	Innovations enabled	number of new products, services, processes, business models or methods
CR15	Control means installed or improved	number of means
CR16	Entities benefitting from promotion and information activities	number of entities
CR17	Entities improving resource efficiency in production and/or processing	number of entities
CR18.1	Energy consumption leading to CO <sub>2</sub> emissions reduction	kWh/tonnes
CR18.2	Energy consumption leading to CO <sub>2</sub> emissions reduction	litres/h
CR19	Actions to improve governance capacity	number of actions
CR20	Investment induced	EUR
CR21	Datasets and advice made available	number
CR22	Usage of data and information platforms	number of page views

For more detailed information see Annex [3.3.2](#) Common Result Indicators, fiches

### 3.5 Technical specifications of aggregation rules for Article 42 reporting, CPR annex VII, tables 1, 4, 5, 9<sup>19</sup>

**Table 11: CPR art. 42, Annex VII table 1, Financial information at priority and programme level for the ERDF, the ESF+, the Cohesion Fund, the JTF and the EMFAF (point (a) of Article 42(2))**

Column number	Title	Corresponding Infosys field or other sources of data	Comments/rules
1.	Priority	Field 06	Derived from the specific objective in field 06, no priority field in Infosys
2.	Specific objective	Field 06	-
3.	Fund	-	Always EMFAF
4.	Category of region	n.a.	-
5.	Basis for the calculation of Union contribution (Total contribution or public contribution)	EMFAF programme	Public contribution, EMFAF programme table 11A
6.	Total financial allocation by fund and national contribution (EUR)	EMFAF programme	As above
7.	Co-financing rate (%)	EMFAF programme	-
8.	Total eligible cost of selected operations (EUR)	Field 18	SUM of Infosys field 18
9.	Contribution from the funds to	Field 19	SUM of Infosys field 19

<sup>19</sup> For information about the technicalities on uploading reports in SFC, FAMENET refers to the SFC manual, which can be found at <https://ec.europa.eu/sfc/en/2021/quickguides/transmissionofdata-emfaf#-transmission-of-data-emfaf-0>

Column number	Title	Corresponding Infosys field or other sources of data	Comments/rules
	selected operations (EUR)		
10.	Proportion of the total financial allocation covered with selected operations (%) [column 8/ column 6x 100]	Infosys field 18; EMFAF programme	SUM of Infosys field 18 divided by column number 6 times 100
11.	Total eligible expenditure declared by beneficiaries	Field 22	SUM of Infosys field 22
12.	Proportion of the total financial allocation covered by eligible expenditure declared by beneficiaries (%) [column 11/column 6x100]	Field 22; EMFAF programme	SUM of Infosys field 22, divided by column number 6 times 100
13.	Number of selected operations	Field 02; field 16	COUNT of field 02, for all operations where field 16 = 00, 02, 03, 04 (interrupted/abandoned operations are excluded)

**Table 12: CPR art. 42, Annex VII table 4, breakdown of the cumulative financial data by type of intervention for the EMFAF (point (a) of Article 42(2))**

Column number	Title	Corresponding Infosys field or other sources of data	Comments/rules
1.	Priority	Field 06	Derived from the specific objective in field 06, no priority field in Infosys
2.	Specific objective	Field 06	-
3.	Type of intervention (Annex IV of the EMFAF Regulation)	Field 25	-
4.	Total eligible cost of selected operations (EUR)	Field 18	SUM of Infosys field 18
5.	Total eligible expenditure declared by beneficiaries	Field 22	SUM of Infosys Field 22
6.	Number of selected operations	Field 02; Field 16	COUNT of field 02, for all operations where field 16 = 00, 02, 03, 04 (interrupted/abandoned operations are excluded)



**Table 13: CPR art. 42, Annex VII table 5, Common and programme specific output indicators for the ERDF, the Cohesion Fund, the JTF and the EMFAF (point (b) of Article 42(2))**

Column number	Title	Corresponding Infosys field or other sources of data	Comments/rules
1.	Priority	Field 06	Derived from the specific objective in field 06, no priority field in Infosys
2.	Specific objective	Field 06	-
3.	Fund	-	Always EMFAF
4.	Category of region	n.a.	-
5.	ID	EMFAF Regulation Annex I	Always in format without hard space, e.g CO01
6.	Indicator name	EMFAF Regulation Annex I	Always “number of operations” for EMFAF
7.	Indicator breakdown	n.a.	-
8.	Measurement unit	EMFAF Regulation Annex I	Number (as in “number of operations”)
9.	Milestone (2024)	EMFAF programme	-
10.	Target 202	EMFAF programme	-
11.	Selected operations [dd/mm/yy]	Field 02; Field 16	COUNT of field 02, for all operations where field 16 = 00, 02, 03, 04 (interrupted/abandoned operations are excluded)
12.	Implemented operations [dd/mm/yy]	Field 02; Field 16	COUNT of field 02, for all operations where field 16 = 03, 04
13.	Comments	-	-

**Table 14: CPR art. 42, Annex VII table 9, Common and programme specific result indicators for the ERDF, the Cohesion Fund, the JTF and the EMFAF (point (b) of Article 42(2))**

Column number	Title	Corresponding Infosys field or other sources of data	Comments/rules
1.	Priority	Field 06	Derived from the specific objective in field 06, no priority field in Infosys
2.	Specific objective	Field 06	-
3.	Fund	-	Always EMFAF
4.	Category of region	n.a.	-
5.	ID	EMFAF Annex I	Ex: CR01 <sup>20</sup>
6.	Indicator name	EMFAF Annex I	Insert the relevant indicator name
7.	Indicator breakdown	n.a.	-
8.	Measurement unit	EMFAF Annex I	Insert the measurement unit of the chosen indicator
9.	Baseline in the programme	EMFAF programme	0 for all CR except for CR12.
10.	Target 2029	EMFAF programme	-
11.	Baseline for selected operations [dd/mm/yy]	EMFAF programme	0 for all CR except for CR12. (Note: In contrast to article 42 reporting, in Infosys CR01, CR12 and CR18.1/18.2 have a baseline different than 0. Manual corrections might be necessary to eliminate double counting
12.	Planned achievements for selected operations [dd/mm/yy]	Field 16; field 39	Calculation from field 39 (depending on the indicator SUM or SUM OF DIFFERENCES or AVERAGE or AVERAGE OF DIFFERENCES) for all operations where field 16 = 00, 02, 03, 04 (interrupted/abandoned operations are excluded) Manual corrections might be necessary to eliminate double counting

<sup>20</sup> SFC2021 will only provide rows for common result indicators selected in the EMFAF programme. The FAMENET aggregation tool will provide aggregates for all common result indicators included in the Infosys. However, only the values for those indicators provided by SFC2021 need to be inserted.

Column number	Title	Corresponding Infosys field or other sources of data	Comments/rules
13.	Baseline for implemented operations	EMFAF programme	0 for all CR except for CR12. (Note: In contrast to article 42 reporting, in Infosys CR01, CR12 and CR18.1/18.2 have a baseline different than 0. Manual corrections might be necessary to eliminate double counting
14.	Achieved values for implemented operations	Field 16; field 40	Calculation from field 40 (depending on the indicator SUM or SUM OF DIFFERENCES or AVERAGE or AVERAGE OF DIFFERENCES) for all operations where field 16 = 03, 04 Manual corrections might be necessary to eliminate double counting
15.	Comments	-	-