



European Maritime and Fisheries Fund (EMFF)

The Netherlands

The Netherlands - overview

Coast, lakes and ports

The Netherlands is a low-lying country with around a quarter of its territory situated at or below sea level. Many parts of the Netherlands are protected from flooding by dykes and sea walls, and much of the land has been reclaimed from the sea.

The Netherlands has a long coastline (1 276 km) on the North Sea.

The main commercial port is Rotterdam and the biggest fisheries ports are IJmuiden and Urk.

Potential

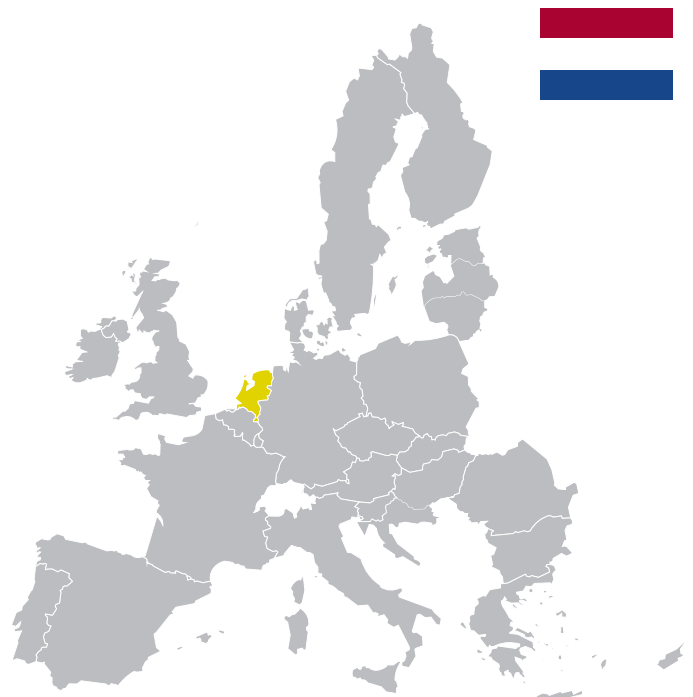
The Netherlands has a diversified maritime economy and a long maritime history. Fisheries represent a small part of this, accounting for less than 0.1 % of the national GDP.

In 2013, the Dutch fishing fleet comprised 741 registered vessels, with a combined gross tonnage of 129 000 GT, a total power of 275 000 kW and an average age of 30 years. The size of the fishing fleet remained stable between 2011 and 2013.

In 2013, the number of fishing businesses in the Dutch fleet totalled 456, with the vast majority (70 %), owning a single vessel. In 2012, total landings were 165 000 tonnes and first sale value €384 million.

The main species landed are plaice, sole, mackerel, sardine and shrimp, whereas farms primarily produce mussels, eels and oysters.

The most active maritime regions are Zuid-Holland and Noord-Holland, where two large ports (Rotterdam and Amsterdam) are located. The presence of deep-sea shipping, short-sea shipping and inland waterway activities in these regions attracts and reinforces other economic activities such as ship repair, offshore activities, maritime services and marine monitoring and surveillance.



Economic performance and employment

In 2012, the Dutch fleet generated an income of €364 million. This stemmed from €358 million in landings and around €5.9 million in non-fishing income. Employment in the fisheries sector stands at:

- 1 773 full-time equivalent (FTE) in fisheries;
- 250 FTE in aquaculture;
- 2 775 FTE in processing.

The Dutch Operational Programme



Budget

Total (EU + national):
€128 847 848

EU contribution:
€101 523 244

The Operational Programme (OP) covers five of the six 'Union Priorities' defined in the EMFF; namely:

1. promoting environmentally sustainable, resource-efficient, innovative, competitive and knowledge-based **fisheries**;
2. fostering environmentally sustainable, resource-efficient, innovative, competitive and knowledge-based **aquaculture**;
3. fostering the implementation of the **Common Fisheries Policy (CFP)**;
4. increasing **employment and territorial cohesion** (this priority is not covered by the OP);
5. fostering **marketing and processing**;
6. fostering the implementation of the **Integrated Maritime Policy (IMP)**.



1. Fisheries

What?

The Dutch fleet is highly diversified with a broad range of vessel types targeting different species, predominantly in the North Sea (demersal fleet) and North-east Atlantic Ocean (pelagic fleet). A part of the pelagic fleet also operates in African waters and in the South Pacific.

The economic performance of the fleet relies heavily on innovation and technical/structural development. The Dutch government and the EU have supported the fisheries sector in efforts to produce fish in a more sustainable way, and with improved economic perspectives.

OP aim

The Dutch OP focuses on innovation in order to tackle the environmental and economic challenges facing the fisheries sector. The aim is to increase sustainability and competitiveness. Increased cooperation between scientists and fishermen is an important part of this. The whole chain, 'from the fish in the sea to the fish on the consumer's plate' needs to function efficiently.

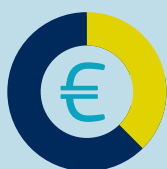
Key result

An environmentally sustainable and profitable fisheries sector. Among other things, this means:

- reducing the impact of fisheries on the marine environment;
- enhancing the competitiveness of fisheries businesses;
- strengthening technical development, innovation and knowledge transfer.

Budget

EMFF: **€36 240 000**, National contribution: **€12 080 000**
(37.5 % of the OP allocation)



2. Aquaculture

What?

Production in the Netherlands can be divided into three main categories. The largest is the production of blue mussels on bottom cultures followed by oyster production. Third is land-based production of fish, mostly eel and catfish. The Dutch aquaculture sector is dominated by small companies with fewer than 5 employees. In total, there were 115 aquaculture farms in 2011 (58 mussel production companies, 19 oyster production companies and 38 fish production companies). The Dutch aquaculture sector produced a total of 43 500 tonnes in 2011. Total value from production amounted to €64.4 million the same year.

OP aim


EMFF funding will support innovation in the aquaculture sector to make it more sustainable and profitable.

Key objective

The objective is to increase the value of aquaculture production via niche and high-value products. Better cooperation, knowledge sharing and increased technical innovation will lead to increased environmental and economic sustainability.

Budget

EMFF: **€ 4 920 000**, National contribution: **€ 1 640 000**
(5.1 % of the OP allocation)



3. Common Fisheries Policy (CFP)



What?

Responsible and sustainable management of fisheries requires decisions based on sound scientific findings and long-term management. Data collection and control are critical aspects of the CFP. The Ministry of Economic Affairs is responsible for both in the Netherlands. The national data collection contact point is also based in the ministry.

OP aim

The CFP sets out rules for managing European fishing fleets and conserving fish stocks. The Netherlands implements them by:

- improving and supplying scientific knowledge;
- collecting and managing data;
- providing support for monitoring, control and enforcement.

Key result

A significant part of EMFF funding is earmarked for the collection, management and use of data required in the framework of the CFP, as well as for implementation of the monitoring, inspection and enforcement system, as required by the CFP.

Budget

EMFF: € 49 459 514

National contribution: € 9 200 400
(45.5 % of the OP allocation)



4. Community-led local development strategies



CLLD is not included in the Dutch OP.

5. Marketing and processing



What?

In 2012, the Dutch fish-processing industry comprised 84 enterprises with a total turnover of €775 million. The main products are flatfish, shrimp and mussels, for which raw material is sourced from the north Sea and Wadden Sea. The processing of salted herring is also important for the Dutch processing industry, although nearly all raw materials are imported from elsewhere in northern Europe. Besides these traditional products, an increasing volume of imported species, such as pangasius and tropical shrimp, is sourced by Dutch enterprises for processing and trading. The Dutch fish-processing and wholesaling industry as a whole has an important function as a trading hub for other EU countries. In the Netherlands, processing is becoming more and more integrated with trading activities.

OP aim

The aim is to foster marketing and processing. Increased cooperation within the fisheries and aquaculture production chains should lead to increased added value.

Key result

Improvement of market organisation for fishery and aquaculture products, which should result in higher value sales.

Budget

EMFF: € 3 423 730

National contribution: € 820 000
(3.3 % of the OP allocation)



6. Integrated Maritime Policy (IMP)



What?

The IMP seeks to provide a more coherent approach to maritime issues, with increased coordination between different policy areas.

OP aim


The Netherlands will invest the earmarked IMP resources in contributions to the Good Environmental Status 2020 objective, under the umbrella of the Marine Strategic Framework Directive.

Key result

The investments should lead to the filling of knowledge gaps relating to marine litter and underwater noise —important from a marine environment perspective.

Budget

EMFF: €2 500 000, National contribution: €833 334
(2.6 % of the OP allocation)



Simplification

The use of simplified costs and increased digitalisation will reduce the administrative burden for beneficiaries. Electronic project applications should make it easier for potential beneficiaries to apply for funding, while simplified costing will make it easier to declare costs.


Synergies

There should be possibilities for synergies with the European Regional Development Fund when setting up financial instruments. At project level, cooperation and synergies are initially expected with European Territorial Cooperation, LIFE+ and Horizon 2020 projects.



Success stories

Master Plan Sustainable Fisheries



Onboard innovations such as sustainable fishing gear and facilities to aid processing and the survival of bycatch.



Total cost: €6 711 586
(including EFF (2007-2013) funding 50 %)

Pulsed fish-stunning at sea



Improvement of animal welfare through development of an onboard fish-stunning device.



Total cost: € 480 674.37
(including EFF (2007-2013) funding 30 %)

Sustainable mussel-seed collectors




Replacement of sea bed mussel-seed harvesting with sustainable mussel-seed collectors in a water column.



Total cost: € 70 198.97
(including EFF (2007-2013) funding 30 %)

From catch to consumer



Improved quality and traceability of fish by sorting, weighing and registration of fish onboard.



Total cost: € 186 871.28
(including EFF (2007-2013) funding 26.67 %)

More information

- [European Commission Fisheries](#)
- [European Maritime and Fisheries Fund](#)
- [Representation of the European Commission in the Netherlands](#)
- [Fisheries sector in the Netherlands](#)
- [Aquaculture multiannual national plan](#)