



ESIF Open Data Platform

**EMFF Expert Group
Brussels, 9 November 2015**

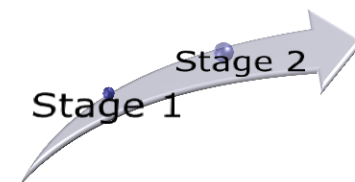
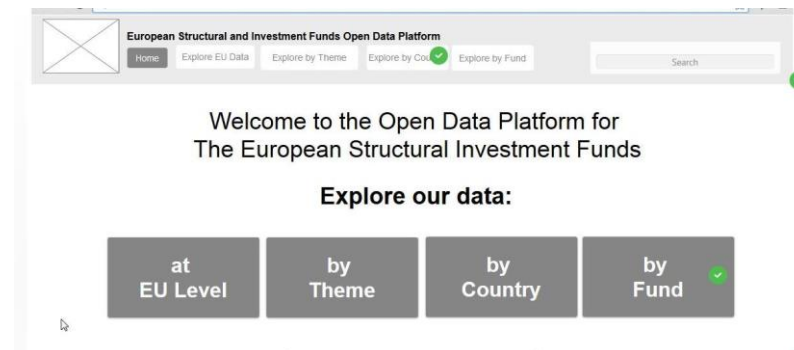
Open Data platform: what is it?

New results-orientation in the ESI Funds requires a one-stop shop location to retrieve data on context, outputs and results

To be launched in December 2015 together with the adoption by the COM of the Article 16 report which summarizes the results of the negotiation on the ESI Fund OPs

Open Data Platform up and running in December 2015

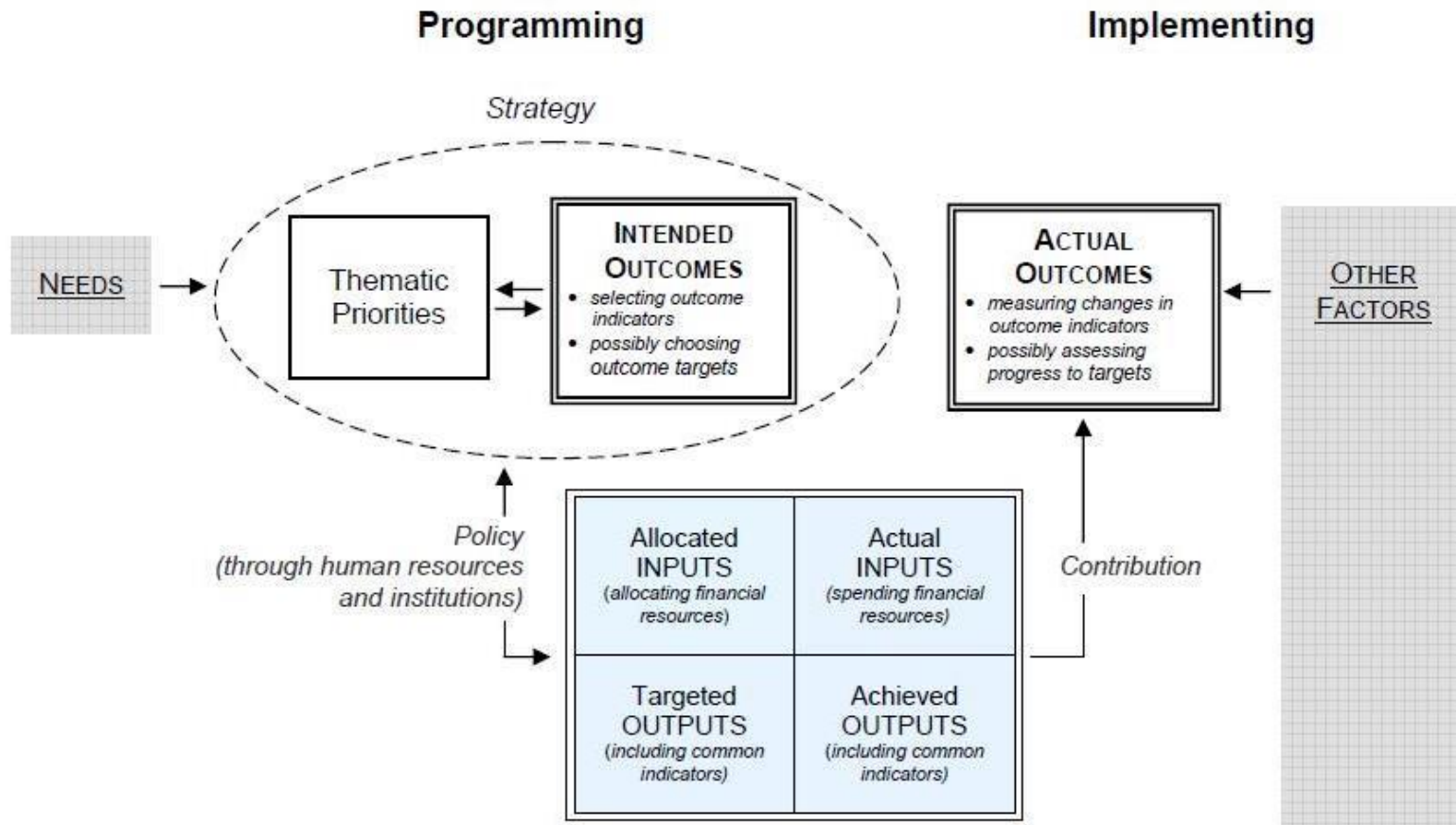
- Data on financial allocations and selected common indicators:
 - STAGE 1: EU, theme (TOs), country, and fund levels; context data, useful links
 - STAGE 2: programme level, payment rates, updated adoption details
- Possibility to download the data in excel format



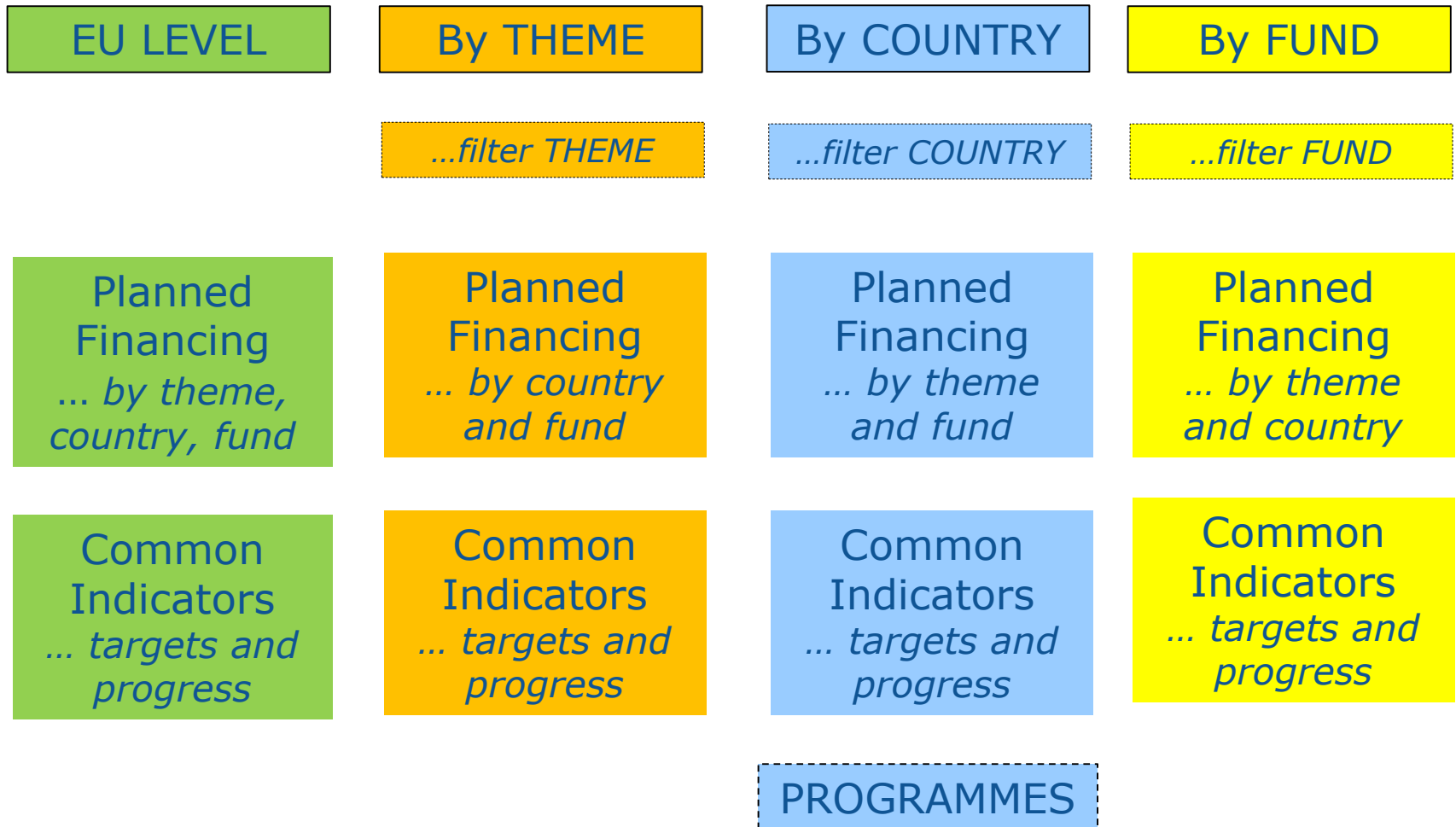
As programmes are implemented – we will show also:

- Financial progress in project selection and expenditure (possibly 3 times a year)
- All common indicators and progress in realising outputs (annually)
- Links to lists of beneficiaries

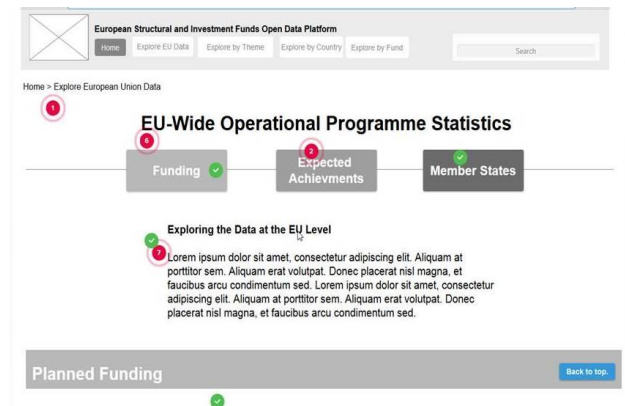
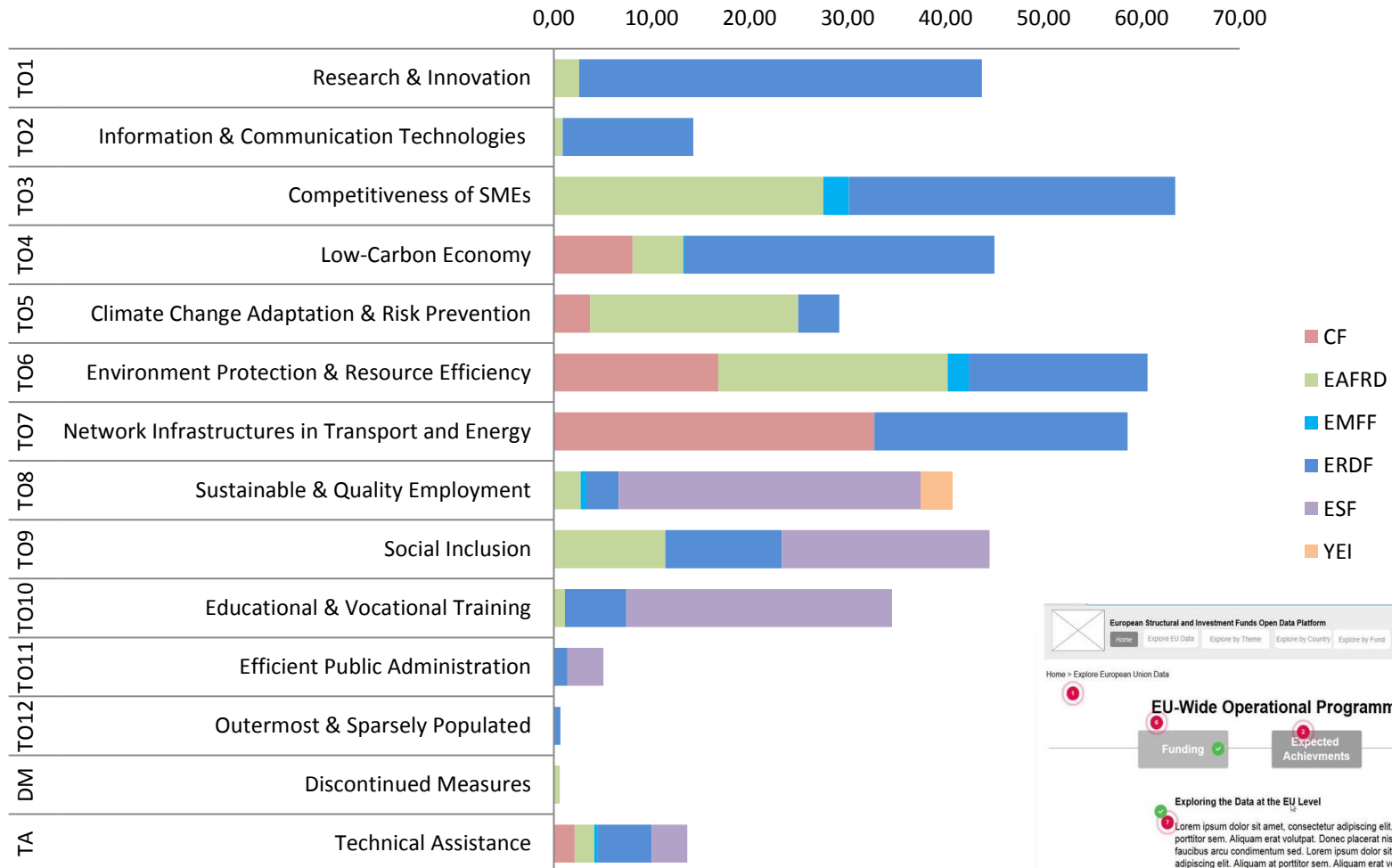
Intervention Logic



ESI FUNDS - OPEN DATA PLATFORM ARCHITECTURE



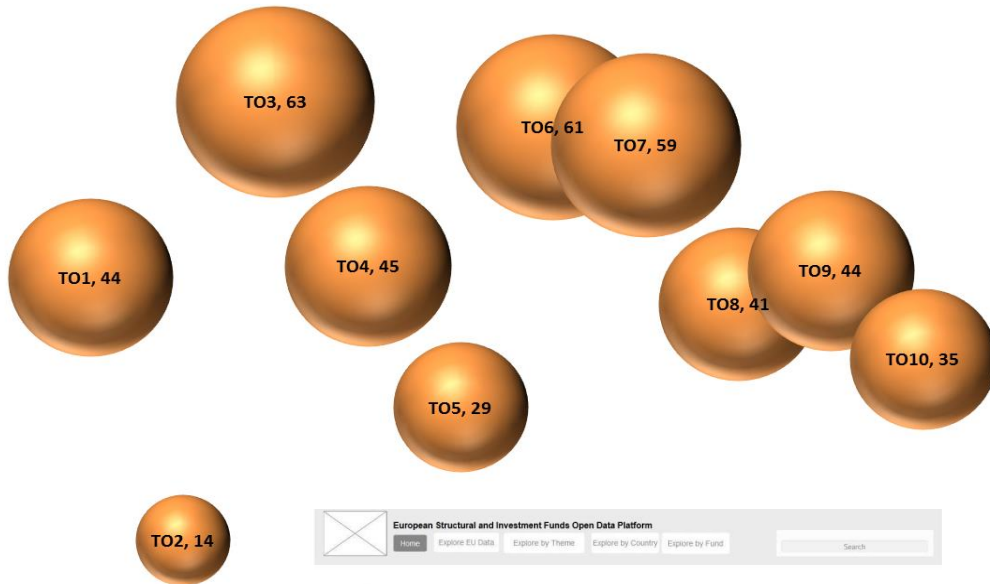
EU Funding - Distribution by Theme and Fund (billion euro)





European Commission

EU Funding - Budget by Theme (*billion euro*)



TO1	Research & Innovation
TO2	Information & Communication Technologies
TO3	Competitiveness of SMEs
TO4	Low-Carbon Economy
TO5	Climate Change Adaptation & Risk Prevention
TO6	Environment Protection & Resource Efficiency
TO7	Network Infrastructures in Transport and Energy
TO8	Sustainable & Quality Employment
TO9	Social Inclusion
TO10	Educational & Vocational Training
TO11	Efficient Public Administration
TO12	Outermost & Sparsely Populated
DM	Discontinued Measures
TA	Technical Assistance

European Structural and Investment Funds Open Data Platform

Home Explore EU Data Explore by Theme Explore by Country Explore by Fund Search

Home > Explore by Thematic Objective

Explore data by Theme 1

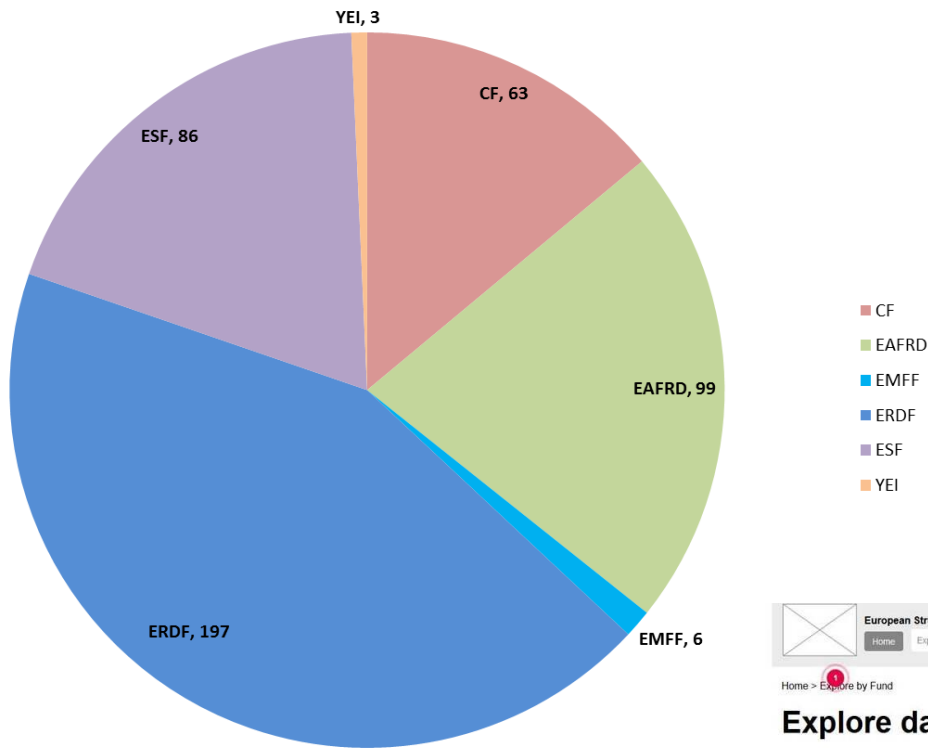


Exploring the Data by Theme



European

EU Funding - Budget by Fund (*billion euro*)



European Structural and Investment Funds Open Data Platform

[Home](#) [Explore EU Data](#) [Explore by Theme](#) [Explore by Country](#) [Explore by Fund](#)

Home > Explore by Fund

Explore data by Fund

Cohesion Fund	European Neighbourhood Investment	European Regional Development Fund
European Social Fund	Improvement of Public Administration Efficiency	Youth Employment Initiative

Exploring the Data by Fund

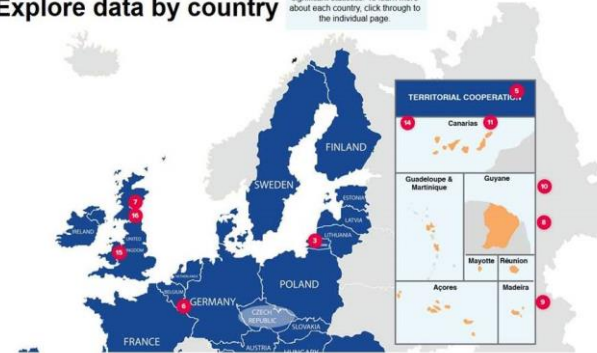


European Commission

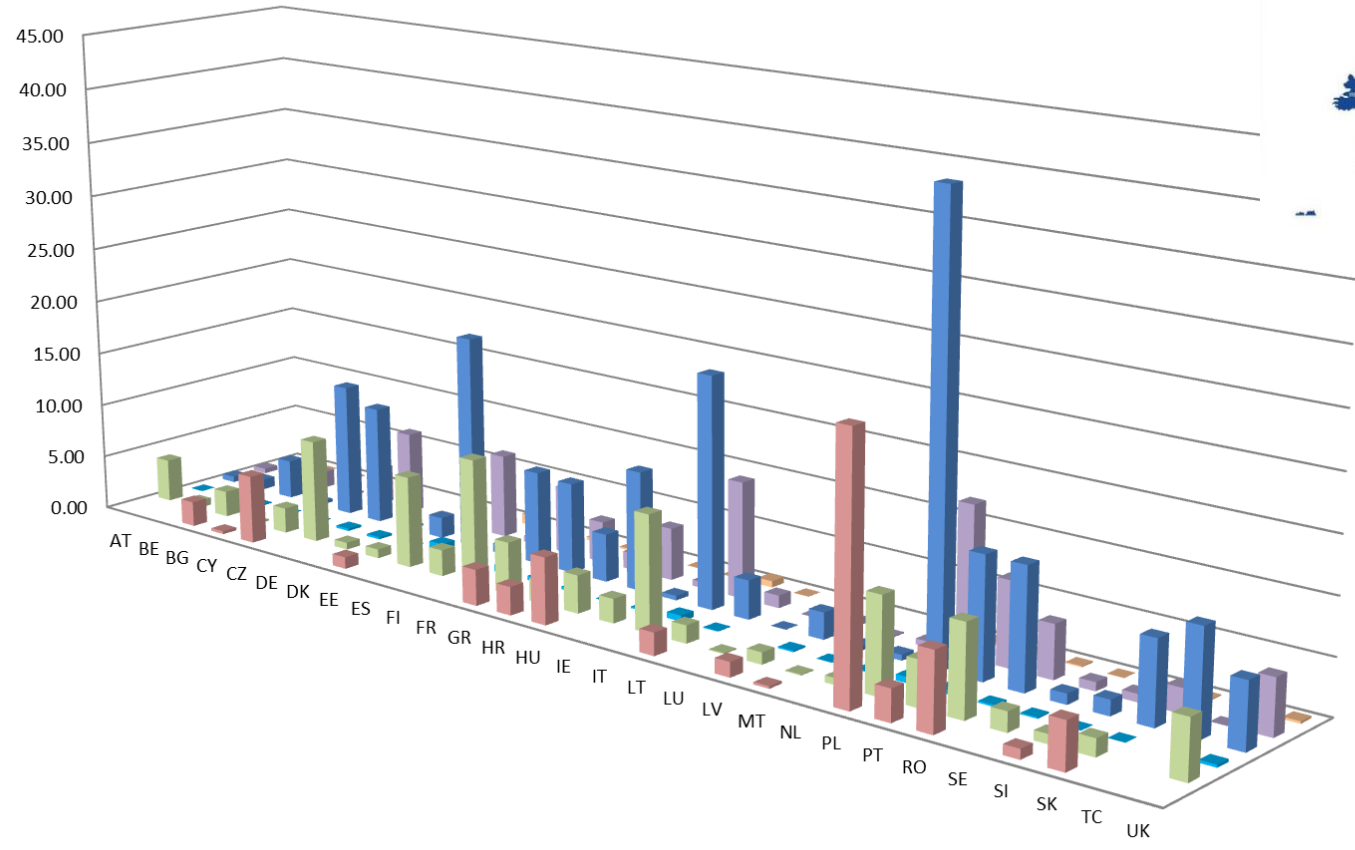
Home > Explore by Country

Explore data by country

Hover over a country to read about significant statistics. To learn more about each country, click through to the individual page.



EU Funding - Budget by Country and Fund (billion euro)



- CF
- EAFRD
- EMFF
- ERDF
- ESF
- YEI

Czech Republic - EU Funding - Budget by Theme (*billion euro*)

European Structural and Investment Funds Open Data Platform

Home Explore EU Data Explore by Theme Explore by Country Explore by Fund

Search


Home > Explore by Country > Czech Republic



Country Data for: **Czech Republic**

Lorem ipsum dolor sit amet, consectetur adipiscing elit. Aliquam at porttitor sem. Aliquam erat volutpat. Donec placerat nisi magna, et faucibus arcu condimentum sed.

Lorem ipsum dolor sit amet, consectetur adipiscing elit. Aliquam at porttitor sem. Aliquam erat volutpat. Donec placerat nisi magna, et faucibus arcu condimentum sed.



Outputs [Back to top](#)





Target Achievements

CF ESP

	Goal	Units	Goal	Units
Urban Transport	7.9	KM	7.9	Persons
Railway	95	KM	95	Population Equivalent
Roads: New	95	KM	95	Tonnes of CO2eq
Roads: Reconstructed	95	KM	95	Tonnes/Year
Risk Prevention	95	Persons	95	MW
Water Supply	7.9	Persons	7.9	Persons
Wastewater Treatment	95	Population Equivalent	95	Population Equivalent
GHG Reduction	95	Tonnes of CO2eq	95	Tonnes of CO2eq
Solid Waste	95	Tonnes/Year	95	Tonnes/Year
Renewables	95	MW	95	MW

Programmes [Back to top](#)

Financial Allocations Outputs Programmes



DM, 0.02




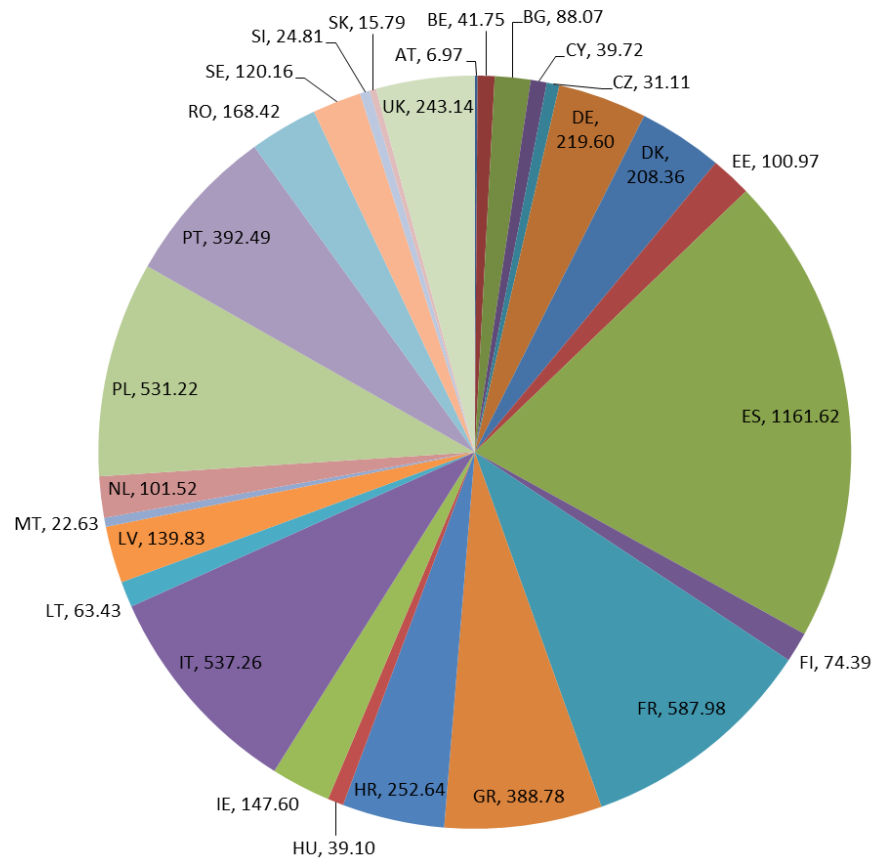
0 2 4 6 8 10 12 14

TO1	Research & Innovation	TO8	Sustainable & Quality Employment
TO2	Information & Communication Technologies	TO9	Social Inclusion
TO3	Competitiveness of SMEs	TO10	Educational & Vocational Training
TO4	Low-Carbon Economy	TO11	Efficient Public Administration
TO5	Climate Change Adaptation & Risk Prevention	DM	Discontinued Measures
TO6	Environment Protection & Resource Efficiency	TA	Technical Assistance
TO7	Network Infrastructures in Transport and Energy		



European
Commission

EMFF - EU Funding - Budget by Country (*million euro*)



Selected EMFF indicators for the ODP I

Indicators		Target values			TO
Short Name	Description	Unit	Count	Value	
Protected areas - Fisheries	Change in the coverage of Natura 2000 areas designated under the Birds and Habitats directives	Km ²	12	342765 (67350+ 275415)	6
	Change in the coverage of other spatial protection measures under Art. 13.4 of the Directive 2008/56/EC				
Protected areas - Maritime	Change in the coverage of Natura 2000 areas designated under the Birds and Habitats directives	Km ²	16	319100 (39350+ 279750)	6
	Change in the coverage of other spatial protection measures under Art. 13.4 of the Directive 2008/56/EC				
Landing Obligation	Change in unwanted catches (%)	%	20	-20,4	6
Fuel Efficiency - Fisheries	Change in fuel efficiency of fish capture	litres/tonnes	14	-42,9	4
Unbalanced Fishing Fleet	Change in the % of unbalanced fleets	%	13	-36,4	6
New jobs - Fisheries	Employment created (FTE) in the fisheries sector or complementary activities	FTE	18	4083	3
Maintained jobs - Fisheries	Employment maintained (FTE) in the fisheries sector or complementary activities	FTE	21	35910	8

Selected EMFF indicators for the ODP II

Indicators		Target values			TO
Short Name	Description	Unit	Count	Value	
Organic/low impact aquaculture	Change in the volume of production organic aquaculture	tonnes	19	35467	6
	Change in the volume of production recirculation system			(18873 +16594)	
Aquaculture environmental services	Aquaculture farms providing environmental services	number	13	1434	6
New jobs - Aquaculture	Employment created in aquaculture	FTE	9	1546	3
Maintained jobs - Aquaculture	Employment maintained in aquaculture	FTE	11	22462	8
New jobs - CLLD	Employment created (FTE) via local development strategies	FTE	20	4624	8
Maintained jobs - CLLD	Employment maintained (FTE) via local development strategies	FTE	18	26550	8
New Businesses - CLLD	Businesses created <i>via local development strategies</i>	number	17	828	8
Accidents - Fisheries	Change in the % of work-related injuries and accidents in relation to total fishers	%	14	-8,2	3

Next steps

- Launch of Open Data Platform mid December with adoption of Article 16 report
- In a first step, data will be presented at the levels of EU, Funds and Thematic Objectives
- In a second step, data – i.e. targets and achievements - will be available at programme level also.
- In order to ensure good quality data, in many cases, revision of targets (for result indicators) will be necessary as part of an OP modification